



American Cleft Palate-
Craniofacial Association

CHANGING

PERSPECTIVES

PROGRAM

ACPA's 74th
Annual Meeting

The Broadmoor
Colorado Springs, CO

March 13-18, 2017



American Society
of
Craniofacial Surgery
24TH ANNUAL MEETING

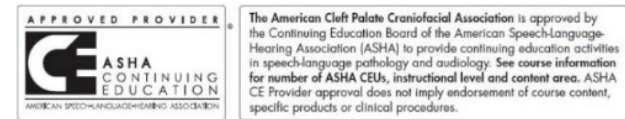
Continuing Medical Education

The ACPA's 74th Annual Meeting will focus on Changing Perspectives while exploring advances in research, clinical and team-driven care of patients. Attendees will learn from colleagues across multiple disciplines and discuss new and old ideas with those experienced in the field. ACPA's Annual Meeting is intended for health care professionals who treat and/or perform research on oral cleft and craniofacial conditions and all who are interested in cleft care and improving patient care and outcomes.

Educational Objectives: Each learner will be able to discuss new topics and advancements in research, clinical and team driven care of patients with cleft and craniofacial anomalies. Each learner will be able to identify and consider various clinical techniques, research findings, and improvements in team care for affected individuals. Each learner will be able to understand the challenges of outcomes reporting, team coordination, and managing patient treatment and considering possible solutions. Each learner will be able to incorporate ideas learned from colleagues across multiple disciplines, teams and locations to better serve their patients through team care.

You must register, pay, attend and evaluate each meeting component you would like credit for. Evaluations may be found here: meeting.acpa-cpf.org/evaluations.html. You will need your member ID, which can be found on your meeting badge.

	ASHA	CNE*	ACCME	Instructional Level
Convention	1.85 CEUs	18.5 hours	18.5 hours	Variable
Study Sessions (2 sessions)	0.15 CEUs each	1.5 hours each	1.5 hours each	Variable
Eye Openers (2 sessions)	0.1 CEUs each	1 hours each	1 hours each	Variable
Pre-Conference Symposium	0.7 CEUs	7 hours	7 hours	Intermediate
One-Day Listener Training Workshop	0.65 CEUs	6.5 hours	6.5 hours	Intermediate
Leadership Seminar	0.35 CEUs	3.5	3.5	Beginner
Posters	n/a	3	n/a	Variable
Maximum Available Credits	4.05	43.5	40.5	



AMERICAN SPEECH-LANGUAGE-HEARING ASSOCIATION

This program is offered for 4.05 CEUs (Various Levels, Professional Area).

CONTINUING MEDICAL EDUCATION



Accreditation Statement: The American Cleft Palate-Craniofacial Association (ACPA) is accredited by the Accreditation Council for Continuing Medical Education (ACCME) to provide continuing medical education for physicians.

Designation Statement: ACPA designates this educational activity for a maximum of **40.5 AMA PRA Category 1 Credits™**. Physicians should only claim credits commensurate with the extent of their participation in the activity.

When you check-in at the Registration Desk, the date and time of your arrival will be noted. ASHA participants will receive a continuing education form. At the end of the meeting or at the time of your departure, you must check-out at the Registration Desk. ASHA participants must return their completed continuing education forms. You will also need to complete online evaluation forms for each component of the meeting for which you are seeking credit, i.e., Pre-Conference Symposium is a different evaluation from ACPA's Annual Meeting. Approximately 4-6 weeks after the meeting, a continuing education certificate will be mailed to you. If the continuing education form and evaluation forms are not completed, ACPA will not be permitted to award CE credits.

This activity has been submitted to Acelity, Depuy Synthes, DJO Global and Stryker for support by an educational grant.

*ANCC: This activity has been submitted to the North Carolina Nurses Association for approval to award contact hours. North Carolina Nurses Association is accredited as an approver of continuing nursing education by the American Nurses Credentialing Center's Commission on Accreditation.

ACPA's 74th Annual Meeting

PROGRAM GUIDE

March 13-18, 2017

Table of Contents

Continuing Education.....	2
Summary of Events.....	4
Welcome	8
General Information and Policies	9
ACPA's Annual Meeting Program	10
American Cleft Palate-Craniofacial Association	34
ACPA Board of Directors	34
2017 ACPA Committees and Task Forces	35
The Cleft Palate-Craniofacial Journal	36
ACPA Past Presidents.....	37
ACPA Award Winners	38
ACPA Financial Statements FY2016.....	39
Cleft Palate Foundation	40
CPF Board of Directors.....	40
2017 CPF Committees	41
CPF Past Presidents and Award Winners	41
CPF Financial Statements FY2016	42
2016 CPF Donors	43
Exhibitors.....	45
Sponsors	48
Hotel Map	51
CE Checklist	Back Cover

Summary of Events

Room assignments are subject to change. All announcements will be made on the ACPA Meetings app.

SUNDAY, MARCH 12

8:30 am – 4:30 pm	A One-Day Listener Training Workshop*	Divide Room, Broadmoor West
4:00 – 7:00 pm	Registration	Broadmoor Hall Foyer

MONDAY, MARCH 13

7:30 am – 5:30 pm	Registration	Broadmoor Hall Foyer
8:00 am – 5:30 pm	Pre-Conference Symposium: Pathway to Adulthood	Broadmoor Hall A
8:00 am – 6:00 pm	Americleft Surgery Meeting	Russell Boardroom, Broadmoor South
10:00 – 10:30 am	Morning Break <i>Sponsored by KLS Martin</i>	Broadmoor Hall Foyer
12:15 – 1:45 pm	Lunch Break	
2:45 – 3:15 pm	Afternoon Break <i>Sponsored by KLS Martin</i>	Broadmoor Hall Foyer

TUESDAY, MARCH 14

7:30 am – 7:30 pm	Registration	Broadmoor Hall Foyer
8:00 am – 12:00 pm	A Seminar on Increasing Leadership Effectiveness*	Broadmoor Hall D
8:00 am – 4:00 pm	Americleft Surgery Meeting	Russell Boardroom, Broadmoor South
10:00 – 10:30 am	Morning Break	Broadmoor Hall Foyer
12:00 – 1:00 pm	Lunch Break	
12:00 – 6:30 pm	Committee and Task Force Meetings⁺	See page 10
12:30 – 2:00 pm	Committee Chair Luncheon⁺	Broadmoor Hall C
2:00 – 5:00 pm	Exhibitor Set-up	Broadmoor Hall Foyer
4:30 – 5:00 pm	ACPA Visiting Scholar Presentation	Broadmoor Hall C
5:30 – 6:30 pm	New Member and First-Time Attendee Orientation	Broadmoor Hall C
6:30 – 8:30 pm	Welcoming Reception <i>Sponsored by KLS Martin</i>	Cheyenne Lodge

WEDNESDAY, MARCH 15

6:30 am – 6:30 pm	Registration	Broadmoor Hall Foyer
7:00 – 8:00 am	Eye Openers: Group 1*	See page 11
	Past Presidents' Breakfast⁺	Broadmoor Hall C
7:30 am – 4:30 pm	Exhibits Open	Broadmoor Hall Foyer

Summary of Events –

8:00 – 9:30 am	Opening Ceremony and Keynote Address	Broadmoor Hall B
8:00 am – 6:30 pm	Poster Session A	International Center Foyer
9:30 – 10:00 am	Morning Break	Broadmoor Hall Foyer
10:00 am – 12:00 pm	General Session 1	Broadmoor Hall B
12:00 – 1:30 pm	Lunch Break <i>Lunch available for purchase in Broadmoor Hall A</i>	
12:30 – 1:30 pm	Ethics Roundtable Brown Bag Lunch	Broadmoor Hall F
	ACPA's Online Community Training Brown Bag Lunch	Broadmoor Hall E
	Cleft Care in the Middle East Brown Bag Lunch⁻	Broadmoor Hall C
	CPF Donna Pruzansky Memorial Fund Committee Meeting⁺	Colorado Hall F
1:30 – 2:30 pm	General Session 2	Broadmoor Hall B
2:30 – 3:00 pm	Afternoon Break	Broadmoor Hall Foyer
3:00 – 4:30 pm	Discipline and Special Interest Group Discussion Forums	See page 15
3:00 – 6:30 pm	CPCJ Editorial Board Meeting⁺	El Pomar Boardroom, El Pomar Building
4:30 – 6:00 pm	Beer and Pretzels Break <i>Sponsored by Children's Hospital Colorado</i>	Broadmoor Hall Foyer
4:30 – 6:00 pm	Ideas and Innovations	Broadmoor Hall B
4:30 – 7:30 pm	Quality of Life Dinner⁻	Schreyvogel Room, Broadmoor South
6:00 – 7:00 pm	Americleft Meet and Greet⁻	Broadmoor Hall F
	Orthodontist Reception*	Arnold Palmer Room, Golf Club
	Oral Maxillofacial Surgery Reception*	Robert Trent Jones, Jr. Room, Golf Club
6:00 – 7:30 pm	CPF Donor Appreciation Event⁺	Donald Ross Room, Golf Club
7:30 – 8:30 pm	On Beauty Screening and Q&A with Rick Guidotti*	Theater, Broadmoor Main
8:30 – 10:00 pm	Young Professionals Meet-up	Play, Broadmoor West

THURSDAY, MARCH 16

6:30 am – 6:00 pm	Registration	Broadmoor Hall Foyer
7:00 am – 8:00 pm	Eye Openers: Group 2*	See pages 16-17

*Separate Registration required. *Invitation Only. -Event organized by party other than ACPA

*Separate Registration required. *Invitation Only. -Event organized by party other than ACPA

7:30 am – 4:30 pm	Exhibits Open	Broadmoor Hall Foyer
8:00 – 10:00 am	Junior Investigator Session	Broadmoor Hall B
8:00 am – 6:30 pm	Poster Session B	International Center Foyer
10:00 am – 10:30 pm	Morning Break	Broadmoor Hall Foyer
10:00 am – 12:00 pm	General Session 3	Broadmoor Hall B
12:00 – 2:00 pm	Annual Awards Luncheon	Broadmoor Hall A
2:30 – 4:00 pm	Study Sessions: Group 1*	See page 20
3:00 – 6:00 pm	ASCFS Board Meeting*	El Pomar Boardroom, El Pomar Building
4:00 – 4:30 pm	Afternoon Break	Broadmoor Hall Foyer
4:30 – 6:00 pm	Study Sessions: Group 2*	See page 21
6:30 – 10:30 pm	ACPA's 74th Annual Gala <i>Sponsored by KLS Martin. The Cleft Palate Foundation's Silent Auction will take place during the Gala.</i>	International Center

FRIDAY, MARCH 17

6:30 am – 7:30 pm	Morning Yoga*	Crystal Room, Broadmoor Main
7:00 – 8:00 am	ASCFS Breakfast*	Donald Ross Room, Golf Club
	Discussion on Improving Medicaid Access to Care-	Colorado Hall C
7:00 am – 5:30 pm	Registration	Broadmoor Hall Foyer
7:30 am – 3:30 pm	Exhibits Open	Broadmoor Hall Foyer
8:00 – 9:00 am	Concurrent General Sessions: A, B, C	See pages 22-24
8:00 am – 6:30 pm	Poster Session C	International Center Foyer
9:00 – 10:00 am	ACPA Annual Business Meeting*	Broadmoor Hall F
10:00 – 10:30 am	Morning Break	Broadmoor Hall Foyer
	Junior Investigator Meet and Greet	CPF Exhibit Table
10:30 – 12:00 pm	Concurrent Sessions: 1-5	See pages 25-26
12:00 – 1:30 pm	Lunch Break <i>Lunch available for purchase in Broadmoor Hall A</i>	
	ASCFS Business Meeting/Luncheon*	Donald Ross Room, Golf Club
	Nurse/Coordinator Brown Bag Lunch	Broadmoor Hall F

*Separate Registration required. *Invitation Only. -Event organized by party other than ACPA

	Payment Models for Craniofacial Orthodontic Services Brown Bag Lunch-	Colorado Hall B
	ICHOM Cleft Lip and Palate Benchmarking Launch-	Colorado Hall C
	Basic Principles of Cleft Care for Residents and Fellows Brown Bag Lunch-	Colorado Hall F
12:00 – 3:30 pm	ACPA Board Meeting +	El Pomar Boardroom, El Pomar Building
1:30 – 3:00 pm	Concurrent Sessions: 6-10	See page 27-30
3:00 – 3:30 pm	Afternoon Break	Broadmoor Hall Foyer
3:00 – 5:00 pm	Concurrent Sessions: 11-15	See page 30-32
	Exhibitor Breakdown	Broadmoor Hall Foyer
5:00 – 7:00 pm	ASCFS Craniofacial Program Directors Meeting*	El Pomar Boardroom, El Pomar Building
5:30 – 6:30 pm	International Reception	Fountain Room, Broadmoor Main
	Developing 3D Printing Facilities at Institutions-	Colorado Hall B
	Discussion on Improving Medicaid Access to Care-	Colorado Hall F
	Fellowship Opportunities for OMFS-	Colorado Hall C

SATURDAY, MARCH 18

7:30 am – 1:00 pm	Registration	Broadmoor Hall Foyer
8:00 – 9:00 am	Concurrent Session D	Broadmoor Hall D
8:00 am – 6:00 pm	Concurrent Session E	Broadmoor Hall E
10:00 – 10:30 am	Morning Break	Broadmoor Hall Foyer
10:30 – 12:30 pm	Virtual Planning in Craniomaxillofacial Surgery	Broadmoor Hall E

*Separate Registration required. *Invitation Only. -Event organized by party other than ACPA

Welcome

Dear ACPA Members, Colleagues and Friends,

Welcome to the 74th Annual Scientific Meeting of the American Cleft Palate-Craniofacial Association. This meeting—Changing Perspectives—promises to be one of the best ever. The luxurious five star Broadmoor Resort provides an ideal venue for this meeting. While the facility is expansive, it also provides a privacy and warmth which allows its guests to be both comfortable and relaxed. In addition to the outstanding meeting facilities for the main program, there are many little alcoves and a variety of restaurants that provide the opportunity to catch up with old friends, meet new friends, and share some specialized discussions regarding cleft and craniofacial care. All of this is set in the beautiful surroundings of the mountains of Colorado Springs.

Dr. Costello and the Program Committee have been hard at work for over a year fashioning a program that combines a broad-based educational program composed of cutting edge topics in cleft and craniofacial care with some outstanding sparkle unique to this year's meeting and location. The meeting opens on Monday, March 13 with a Pre-Conference Symposium focused on the challenging topic of "Pathway to Adulthood: Care at the End of Adolescence" and ends with a special handle on "Virtual Planning in Craniomaxillofacial Surgery" on Saturday, March 18. In between these bookends are ALL of the meeting favorites that you know and appreciate.

The program also features a keynote presentation by Rick Guidotti, an award-winning photographer who will explore the cultural perceptions of beauty in modern society and discuss how this potentially impacts our cleft and craniofacial children.

On behalf of the ACPA Board and National Office Team, I would like to thank you for joining us in Colorado. If we do can do anything to enhance this week's scientific meeting, please don't hesitate to reach out to us. I hope that you're also able to take advantage of the beautiful surroundings in Colorado Springs!



Sincerely,
Robert J. Havlik, MD, FAAP, FACS
ACPA 2017 President

Dear Colleagues,

Welcome to Colorado Springs! The 2017 Program Committee is excited to hold this year's meeting at The Broadmoor—a location unlike any we have visited before. While the meeting is our main focus, we hope you have time to explore the spectacular venue and the unique surrounding area this week.

We believe that this year's program of events will appeal to attendees from all disciplines. The committee incorporated participant requests by adding more interdisciplinary panel discussions and reintroducing Advanced Courses. The program also includes general sessions, topic-based breakout sessions, discipline forums, and time for all of us to network. This year, there is a heavy emphasis on quality representation from as many specialty areas as possible.

In this year's keynote presentation, Rick Guidotti will explore cultural perceptions of beauty in modern society and discuss ways to best meet the needs of children and families. Guidotti is a photographer who has spent the past eighteen years collaborating internationally with advocacy organizations/NGOs, medical schools, universities and other educational institutions to effect change. Attendees will also have the opportunity to participate in a screening and Q&A of *On Beauty*, a film that tells Guidotti's story. He is sure to be one of the most dynamic speakers in recent memory, and his interests directly align with our mission at ACPA.

We are excited to offer a new interactive interdisciplinary panel on Saturday—Virtual Planning in Craniomaxillofacial Surgery. Over the last decade, virtual planning has been applied to a myriad of operations in the craniomaxillofacial region, and this session will introduce the tools of virtual planning and demonstrate live how it can be applied to a variety of surgical problems with actual case work-ups.

On behalf of the 2017 Program Committee, I wish you a supremely informative, educational, and fulfilling week.



Sincerely,
Bernard J. Costello, DMD, MD, FACS
ACPA 2017 Vice President and
Program Chair

General Information and Policies

BADGES

Name badges are required for all sessions and social events. Badges will be checked at the entrance to all sessions, and attendees with badges can attend the general, concurrent, keynote, and poster sessions. One Program Guide and one Abstract Book will be provided to each registered attendee. Additional copies may be purchased at the Registration Desk for \$15 each based on availability.

TICKETS

Tickets and/or badges are required for entrance into any paid social events, eye openers, and study sessions. Attendees will receive their selected tickets at registration. Please place your tickets behind your badge. Tickets for the Welcoming Reception, Awards Luncheon, and Gala are only needed for Students, Life Members, and Guests. Ticket donation will not be available this year. Drink tickets for the Welcoming Reception and Gala will be distributed at the door. Tickets can be purchased at the Registration Desk based on availability. Lost tickets will not be replaced.

REGISTRATION DESK HOURS

Sunday, March 12	4:00 – 7:00 pm
Monday, March 13	7:30 am – 5:30 pm
Tuesday, March 14	7:30 am – 7:30 pm
Wednesday, March 15	6:30 am – 6:30 pm
Thursday, March 16	6:30 am – 6:00 pm
Friday, March 17	7:00 am – 5:30 pm
Saturday, March 18	7:30 am – 1:00 pm

WEDNESDAY AND FRIDAY LUNCH

Lunch is available for purchase in Broadmoor Hall A on Wednesday and Friday for lunch.



American Society
of
Craniofacial Surgery

ASCFS ANNUAL MEETING

The American Society of Craniofacial Surgery (ASCFS) holds their Annual Meeting during ACPA's Annual Meeting. All ASCFS events are listed in the Summary of Events and in the Schedule of Events.

ANNUAL MEETING PHOTOGRAPHY

Candid photos will be taken by ACPA's contracted photographer throughout the week. It is agreed that participation in ACPA's Annual Meeting and all related events implies consent and that these photos may be used by ACPA in print and/or online marketing materials. Questions can be directed to the Registration Desk.

UNAUTHORIZED RECORDING

Photographs, audio recordings, or videos of any proceedings, oral presentations, or on-screen images during ACPA's Annual Meeting are strictly prohibited. Audience members who attempt to do so will be asked to leave the meeting rooms.

MOBILE DEVICES

Turn off or silence cell phones and/or pagers while sessions are in progress.

CHILDREN

Children under 13 years of age are not permitted in lecture areas.

Full Disclosure Policy: All speaker and Program Committee disclosures may be found in ACPA's Annual Meeting Abstract Book, on the ACPA Meetings app or on ACPA's Annual Meeting website, <http://meeting.acpa-cpf.org>. All presenters are required to make any verbal disclosures at the beginning of their presentation. ACPA, in compliance with the Accreditation Council for Continuing Medical Education (ACCME) Standards for Commercial Support, has adopted the following Full Disclosure Policy: Presentations made at continuing medical educational activities sponsored or jointly sponsored by the American Cleft Palate-Craniofacial Association must include information regarding all commercial or industrial funding, consulting, or equity holdings by the presentations' author(s) and/or anyone related to the author(s) that could be affected by or could have an effect on the content of the presentation. This information is requested during the abstract submission process and will be disclosed to participants through statements in printed meeting materials and declared by the faculty member at the beginning of his/her presentation.

Faculty Disclosure Statements: It is the policy of ACPA to ensure its programs are fair, balanced, independent, objective, and scientifically rigorous. In support of this policy, ACPA requires that: 1. Trade names are to be avoided during presentations. 2. Presentations made at continuing medical educational activities sponsored or jointly sponsored by ACPA, in compliance with standards for accreditation by ACCME, must include: a. information regarding off-label use(s); b. all commercial or industrial funding, consulting, or equity holdings by the authors of this presentation and/or anyone related to the authors which could be affected by or could have an effect on the content of the presentation. 3. This information will be disclosed to meeting participants through printed materials and must be declared verbally by the presenter at the beginning of the presentation. Disclosures for all participants can be found in ACPA's Annual Meeting Abstract Book, on the ACPA Meetings app or on ACPA's Annual Meeting website <http://meeting.acpa-cpf.org>.

Disclaimer: The scientific material presented at this meeting has been made available by ACPA for educational purposes only. The material is not intended to represent the only, nor necessarily the best, methods or procedures appropriate for the health care situation discussed, but rather is intended to present an approach, view, statement, or opinion of the presenter that may be helpful to others who face similar situations. ACPA disclaims any and all liability and injury or other damage resulting to any individual attending a course and for all claims which may arise out of the use of the techniques demonstrated therein by such individuals, whether these claims shall be asserted by members of the health care professions or any other person.

SUNDAY, MARCH 12, 2017

**A One-Day Listener Training Workshop:
Presented by the Americleft Speech Group***

8:30 am - 4:30 pm – Divide Room, Broadmoor West
*Adriane Baylis, Kelly Cordero, Angela Dixon,
Anna Thurmes, Kathy Chapman*

Educational Objective(s): Attendees will be able to rate severity of predominant cleft- and VPD/VPI-related speech parameters (hypernasality, audible nasal emission, hyponasality) and overall speech acceptability, using the Americleft Speech Outcome Project rating scales and descriptors. Attendees will be able to identify both oral and non-oral cleft-related misarticulations through consensus listening. Attendees will be able to describe use of the Americleft Speech Outcomes Project data collection protocol in the clinic compared to use of the tool for research or outcomes purposes.

Abstract: 1^

Registration

4:00 - 7:00 pm – Broadmoor Hall Foyer

MONDAY, MARCH 13, 2017

Registration

7:30 am - 5:30 pm – Broadmoor Hall Foyer

Pre-Conference Symposium: Pathway to Adulthood*

8:00 am - 5:30 pm – Broadmoor Hall A
*Chair: Ghali E. Ghali, DDS, MD
Co-Chair: Ramon L. Ruiz, DMD, MD*

Pre-Conference Symposium booklets are available at the Registration Desk for registered attendees.

Americleft Surgery Meeting

8:00 am - 6:00 pm – Russell Boardroom, Broadmoor South

Morning Break

10:00 am - 10:30 AM – Broadmoor Hall Foyer
Sponsored by KLS Martin.

Lunch Break

12:15 – 1:45 pm

Afternoon Break

2:45 - 3:15 pm – Broadmoor Hall Foyer
Sponsored by KLS Martin.

TUESDAY, MARCH 14, 2017

Registration

7:30 am - 7:30 pm – Broadmoor Hall Foyer

A Seminar on Increasing Leadership Effectiveness*

8:00 am - 12:00 pm – Broadmoor Hall D
*Co-Chairs: Helen M. Sharp, PhD and
Jennifer E. Woerner, DMD, MD*

Presenter: Martin Lowery

Leadership Panel: Jamie Idelberg, Angela Dixon, Greg Allen

Educational Objective(s): Gain an understanding of the importance of the attributes and best practices of high-performing teams and be able to define eight aspects of “best-in-class” teams. Be able to evaluate your present team’s health and functionality and take home techniques to build and maintain your teams. Understand the difference between power and authority and be able to evaluate your own.

Abstract: 16

Americleft Surgery Meeting

8:00 am - 4:00 pm – Russell Boardroom, Broadmoor South

Morning Break

10:00 - 10:30 am – Broadmoor Hall Foyer

Committee Chair Luncheon+

12:30 - 2:00 pm - Broadmoor Hall C

Committee and Task Force Meetings+

Americleft Speech Meeting

12:00 - 4:00 pm – Farney, Broadmoor South

Americleft Orthodontist Meeting

12:00 - 4:00 pm – Schreyvogel, Broadmoor South

Americleft Psychosocial Meeting

12:00 - 4:00 pm – Remington, Broadmoor South

ACPA Education Committee Meeting

2:00 - 3:30 pm – El Pomar Boardroom, El Pomar Building

ACPA Membership Committee Meeting

2:00 - 3:30 pm – Pourtales Library, Broadmoor Main

CPF Publications Committee Meeting

2:00 - 3:30 pm – Crystal Room, Broadmoor Main

ACPA 75th Anniversary Task Force Meeting

3:30 - 4:30 pm – El Pomar Boardroom, El Pomar Building

CPF Scholarships Committee Meeting

3:30 - 5:00 pm – Crystal Room, Broadmoor Main

Americleft Task Force Meeting

4:00 - 5:00 pm – Schreyvogel, Broadmoor South

CPF Research Grants Committee Meeting

5:00 - 6:30 pm – Crystal Room, Broadmoor Main

ACPA 2018 Program Committee Meeting

4:30 - 6:00 pm – El Pomar Boardroom, El Pomar Building

ACPA/CPF Commission on Approval of Teams Meeting

5:00 - 6:30 pm – Pourtales Library, Broadmoor Main

ACPA Visiting Scholar Presentation

4:30 - 5:00 pm – Broadmoor Hall C
*ACPA's 2017 Visiting Scholar, Dr. Solomon Obiri-Yeboah,
will talk about his experiences.*

New Member and First-Time Attendee Orientation

5:30 - 6:30 pm - Broadmoor Hall C
*All New ACPA Members and first-time attendees are
invited to attend an orientation and networking reception.*

Welcoming Reception

6:30 - 8:30 PM – Cheyenne Lodge
Sponsored by KLS Martin
Join your colleagues at The Broadmoor’s Cheyenne Lodge for light hors d’oeuvres. Attire is business casual. Shuttles will be available from Broadmoor Hall to Cheyenne Lodge, starting at 6:20 PM.

WEDNESDAY, MARCH 15, 2017

Registration

6:30 am - 6:30 pm – Broadmoor Hall Foyer

Past Presidents’ Breakfast+

7:00 - 8:00 am – Broadmoor Hall C

Eye Openers – Group 1*

7:00 - 8:00 am

**Eye Opener 1: Commission On Approval Of Teams:
Team Approval Process – Colorado Hall C**

Jamie Idelberg
Educational Objective(s): Each learner will be able to identify and use key requirements for team approval.
Abstract: 20

**Eye Opener 2: The Americleft Project: Progress And
Guidelines For Participation In Collaborative Intercenter
Outcomes Studies – Colorado Hall B**

*Ross Long, Jr., Kathy Chapman, Kathleen Kapp-Simon,
Thomas Sitzman*
Educational Objective(s): Each learner will understand what is required for their centers to participate in audits and outcome comparisons and be encouraged to improve and standardize data collection and treatment records for the purpose of participation in these intercenter collaborative outcome studies.
Abstract: 19

Eye Opener 4: If Disney Ran your Team – Colorado Hall E

Richard Kirschner
Educational Objective(s): Attendees will be able to discuss how Disney values and strategies can be successfully adopted to transform team culture, experience, and outcomes.
Abstract: 17

**Eye Opener 5: They’re Not Just Big Kids: A Service
Delivery Model For Young Adults With Cleft Lip/Palate –
Colorado Hall A**

Linda D. Vallino, Brenda Louw
Educational Objective(s): As a result of this activity, participants will be able to compare the health needs between children and young adults with CL/P and discuss transition of care and the barriers to care which may negatively impact the QoL in the young adult with CL/P.
Abstract: 18^

**Eye Opener 6: Structure Versus Function: Managing
Complex Velopharyngeal Dysfunction – Colorado Hall D**

Kristen DeLuca, Sara Kinter
Educational Objective(s): Each learner will be able to differentiate perceptual features related to obligatory vs compensatory errors. Each learner will be able to describe the decision-making process when etiology of VPD is multi-factorial. Each learner will be able to describe how changes in faulty articulation can improve velopharyngeal function for speech production.
Abstract: 21

**Eye Opener 7 - Personal Stories Of Leadership -
Colorado Hall F**

Patricia Bender, Michael Nelson; Krishna Patel
Educational Objective(s): Attendees will be able to discuss elements of high performing teams, the difference between power and authority and understand how they can adjust to become more effective leaders.
Abstract: 22

Exhibits Open
7:30 AM - 4:30 PM - Broadmoor Hall Foyer

Poster Session A
8:00 am - 6:30 pm - International Center Foyer
*Presenters will be with their posters during the morning
and afternoon breaks.*
Educational Objective(s): The learner will discuss the subject and findings of the cleft and craniofacial research presented on the posters in this session.

**A New Operation Technique Combining Millard, Onizuka,
And Noordhoff Techniques For Unilateral Cleft Lip To
Achieve Symmetry Of The Vermilion And Upper White Lip**
Ayako Akizuki
Abstract: 27

**Analysis Of Risk Factors Associated With Unplanned
Re-Operations Following Pediatric Plastic Surgery**
Kevin Jubbal
Abstract: 36

*Separate Registration required. * Invitation Only. -Event organized by party other than ACPA.
^Abstract has disclosures. See ACPA's Annual Meeting Abstract Book for details.

*Separate Registration required. * Invitation Only. -Event organized by party other than ACPA.
^Abstract has disclosures. See ACPA's Annual Meeting Abstract Book for details.

Delayed Referral To A Craniofacial Specialist Limits Options For Treatment Of Craniosynostosis

Brad Gandolfi
Abstract: 39

Dental Anomalies In Permanent Dentition Of Patients With Unilateral Complete Cleft Lip And Palate In Eastern China

Zhenqi Chen
Abstract: 26

Early Intervention For Children With Cleft Palate: A Longitudinal Analysis

Kari Lien
Abstract: 49

Early Versus Late Cleft Palate Repair Outcomes In Patients With Pierre Robin

Ethan Baughman
Abstract: 47

Effects Of Continuous Positive Airway Pressure (CPAP) Therapy On Levator Veli Palatini Volume And Cross Sectional Area

Youkyung Bae
Abstract: 51[^]

Estimating The Burden Of Orthodontic Care In Patients With A Cleft Lip And/Or Palate

Paul Bigg
Abstract: 38

Evaluation Of Wound Healing And Bone Regeneration Using Platelet Rich Fibrin PRF Membrane In Distraction Site Following Mid Maxillary Distraction In Patients With Cleft Lip And Palate For Correction Of Skeletal Class III Maxillary Deficiency

Marwa Madi
Abstract: 33

How Do Religious And Spiritual Beliefs Influence Coping With Cleft Lip And/Or Palate?

Anthony Bui
Abstract: 35

Impact Of A Pediatric Sleep Medicine Specialist On The Cleft And Craniofacial Treatment Team

Ronald Brown
Abstract: 45

Impact Of An Intensive Articulation Therapy Program On Cleft Compensatory Errors

Amy Morgan
Abstract: 48[^]

Inpatient Protocol For Early Aiding Of The Patient With Complex Craniofacial Anomaly And Hearing Loss

Helen Lau, Jamie Uesato
Abstract: 44

Levator Veli Palatini Muscle Morphology In Adults With Repaired Cleft Palate Using MRI

Katelyn Kotlarek
Abstract: 24

Medical And Psychosocial Concerns Of Adolescents And Young Adults With Craniofacial Microsomia: A Qualitative Study

Jon Bernstein
Abstract: 53

Midmaxillary Internal Distraction Osteogenesis: The Use Of Fiberoptic Video Nasopharyngeal Endoscopy To Guide Surgical Decision Making

LisaMarie Di Pasquale
Abstract: 40

Minimally Important Difference Of The Child Oral Health Impact Profile For Children With Orofacial Anomalies

Hillary Broder
Abstract: 50

Morphological Differences In The Craniofacial Complex Of Patients With Non-Syndromic Cleft Lip And Palate Versus Dentofacial Skeletal Deformity

Payal Verma
Abstract: 32

Oral Health Related Quality Of Life Of Ethiopian Children And Adolescents With Cleft Lip And Palate And The Perception Of Their Parents

Mekonen Eshete
Abstract: 46

Oral Health-Related Quality Of Life In Children With Orofacial Clefts In Puerto Rico: Pilot Study

María Andreina Angulo-Martinez
Abstract: 29

Patient-Specific 3D-Printed Cryogel Scaffolds For Personalized Tissue Engineered Bone Regeneration In Children With Cleft-Craniofacial Defects

Alexander Lin
Abstract: 43

Predictors For Successful Correction Of Velopharyngeal Insufficiency By Using Double-Opposing Z-Palatoplasty

Cheng Chun Wu
Abstract: 41

Presurgical Nasoalveolar Molding For Cleft Lip And Palate: The Application Of Digitally Designed Molds

Gang Chai
Abstract: 37

Prevalence Of Submucous Cleft Palate In Children With Isolated Cleft Lip

Olga Košková
Abstract: 34

Racial Disparities In Therapeutic Service Utilization For Children With Cleft Palate

Kazlin Mason
Abstract: 30

Readability Assessment Of Online Patient Information For Cleft And Craniofacial Anomalies

Jeyhan Wood
Abstract: 25

TGFA/BAMHI, TGFB3/SFAN1, IRF6/MBOI And BMP4/HPH1 Gene Polymorphisms In Two Families With History Of Nonsyndromic Cleft Lip And Palate

Ani Maskoen
Abstract: 42

The Increasing Birth Prevalence Of Pierre Robin Sequence: Is There A Link To Neonatal Abstinence Syndrome?

Jonathan Simmonds
Abstract: 54

Transverse Skeletal And Dentoalveolar Effects Of RME Using Two Different Expander Screws In Cleft Patients: An Evaluation Of The Upper First Permanent Molar Region

Luciane Menezes
Abstract: 52

Treatment Options For Carious Primary Maxillary Anterior Teeth In Patients With Cleft Lip And/Or Palate: A Retrospective Study

Zachary Mills
Abstract: 31

Use Of Quality Improvement Methods To Increase The Proportion Of Preschool-Age Children That Receive A Complete And Standardized Speech Evaluation

Thomas Sitzman
Abstract: 28

Weight Changes And Growth Patterns At Five Years Of Age Following Palatoplasty In Infancy

Linda Duffy
Abstract: 23

Opening Ceremony and Keynote Address

8:00 - 9:30 am - Broadmoor Hall B

Chair: Robert J. Havlik, MD

Co-Chair: Bernard J. Costello, DMD, MD, FACS

Keynote Speaker: Rick Guidotti



Rick Guidotti is an award-winning photographer who has spent the past eighteen years collaborating internationally with advocacy organizations/NGOs, medical schools, universities and other educational institutions to effect a sea-change in societal attitudes

towards individuals living with genetic, physical, behavioral or intellectual difference; his work has been published in newspapers, magazines and journals as diverse as *Elle*, *GQ*, *People*, the *American Journal of Medical Genetics*, *The Lancet*, *Spirituality and Health*, the *Washington Post*, *Atlantic Monthly* and *LIFE Magazine*.

Rick is the founder and director of Positive Exposure, an innovative arts, education and advocacy organization working with individuals living with genetic difference. Positive Exposure utilizes the visual arts to significantly impact the fields of genetics, mental health and human rights.

Educational Objective(s): Describe the social and psychological experiences of people of all ages and ethno-cultural heritages living with genetic, physical, behavioral and cognitive conditions. Discuss ways to best meet the needs of children and families with, or at risk for a genetic disorder. Explore opportunities to see each individual living with a genetic difference first and foremost as a human being with his/her own special needs, rather than as a specific diagnosis/disease entity.

Abstract: 55[^]

Morning Break

9:30 - 10:00 am - Broadmoor Hall Foyer

Meet with exhibitors or discuss posters with their presenters in the International Center Foyer.

General Session 1

10:00 am - 12:00 pm - Broadmoor Hall B

Chair: Amelia F. Drake, MD

Co-Chair: Richard E. Kirschner, MD

Educational Objective(s): Learners will be able to discuss cutting-edge research related to the etiology of cleft and craniofacial conditions and/or practice patterns and outcomes of treatment of individuals with these conditions.

Pre- And Post-Operative Neurodevelopment In Patients With Unicornal Or Metopic Craniosynostosis

10:00 - 10:10 am

Alexis Johns

Abstract: 56

Flash CT: A Technique Developed To Reduce The Controversy In Pediatric Craniofacial Imaging

10:10 - 10:20 am

Neil Stewart

Abstract: 57

Elevated Risk Of Autism Spectrum Disorder In Children With Atypical Deletions And Duplications Of 22q11.2 Including LCR-A To B Vs LCR-B To D

10:20 - 10:30 am

Tara Wenger

Abstract: 58

Discussion

10:30 - 10:40 am

Early Predictors Of Reading Achievement In Children With Orofacial Clefts

10:40 - 10:50 am

Claudia Crilly Bellucci

Abstract: 243

A Comparison Of Mixed Dentition Dental Arch Relationships Among Four Centers Using Distinctly Different Infant Management Protocols

10:50 - 11:00 am

Cheryl Anderson-Cermin

Abstract: 59

Preoperative Parent Anxiety And Postoperative Infant Pain: A Prospective Study Of Infants Undergoing Cleft And Craniofacial Surgery

11:00 - 11:10 am

Patricia Chibbaro

Abstract: 60

Discussion

11:10 - 11:20 am

Predictors Of Postpartum Depression In Mothers Of Infants With Cleft Lip/Palate

11:20 - 11:30 am

Alexis Johns

Abstract: 61

Longitudinal Assessment Of Relationship Between Velopharyngeal Function And Articulation Performance

11:30 - 11:40 am

Amy Morgan

Abstract: 206^

Prospective Evaluation Of Speech Outcome Following Pharyngeal Flap Surgery In 22q11.2 Deletion Syndrome

11:40 - 11:50 am

Adriane Baylis

Abstract: 63^

Discussion

11:50 - 12:00 pm

Meet with exhibitors in the Broadmoor Hall Foyer or view posters in the International Center Foyer.

Ethics Roundtable Brown Bag Lunch and Discussion

12:30 - 1:30 pm - Broadmoor Hall F

Chair: Howard M. Saal, MD

Co-Chair: Christian J. Vercler, MD

Bring your lunch and discuss recent ethical topics.

No registration is required.

ACPA's Online Community Training and Brown Bag Lunch

12:30 - 1:30 pm - Broadmoor Hall E

Carrie Heike

This session will provide ACPA Members with information on how to use ACPA's Online Community.

Cleft Care in the Middle East Brown Bag Lunch and Discussion~

12:30 - 1:30 pm - Broadmoor Hall C

John Van Aalst

Open discussion about the current status of cleft and craniofacial care in the Middle East and North Africa.

CPF Donna Pruzansky Memorial Fund Committee Meeting*

12:30 - 1:30 pm - Colorado Hall F

General Session 2: Revision Velopharyngeal Surgery in the Face of Sleep Apnea

1:30 - 2:30 pm - Broadmoor Hall B

Chair: Adriane L. Baylis, PhD, CCC-SLP

Co-Chair: Noel Jabbour, MD

Steven Goudy, Sean Edwards, Ann Kummer, Travis Tollefson, Brian Andrews

Educational Objective(s): Each learner will be able to discuss the potential for obstructive sleep apnea after velopharyngeal insufficiency surgery and identify the different treatment options for these patients.

Abstract: 64^

Afternoon Break

2:30 - 3:00 pm - Broadmoor Hall Foyer

Meet with exhibitors or discuss posters with their presenters in the International Center Foyer.

Discipline and Special Interest Group Discussion Forums

3:00 - 4:30 pm

These forums serve as an opportunity to discuss current topics with colleagues.

22q11.2 Related Disorders SIG - Broadmoor Hall C

Chair: Adriane L. Baylis, PhD, CCC-SLP

Co-Chair: Oksana A. Jackson, MD

Care Coordination SIG - Broadmoor Hall E

Chair: Iris H. Sageser, RDH, MS

Co-Chair: Jo G. Artz, RN

Lunch Break

12:00 - 1:30 pm

Lunch is available for purchase in Broadmoor Hall A.

Genetics/Pediatrics - Colorado Hall C

Co-Chairs: Tara Wenger, MD, PhD and Kelly N. Evans, MD

Mental Health - Colorado Hall F

Co-Chairs: Kathleen A. Kapp-Simon, PhD and

Margot B. Stein, PhD

Oral-Maxillofacial Surgery - Colorado Hall D

Co-Chairs: Gerardo P. Romeo, DDS, MD and

Sharon Aronovich, DMD

Orthodontics/Prosthodontics - Colorado Hall E

Co-Chairs: Kirt E. Simmons, DDS, PhD and

Katherine A. Kelly, DDS, PhD, MS

Otolaryngology - Colorado Hall A

Co-Chairs: Krishna G. Patel, MD, PhD and

Sivakumar Chinnadurai, MD

Pediatric Dentistry - Colorado Hall B

Co-Chairs: John Kiang, DMD and Erin Shope, DMD, MS

Plastic Surgery - Broadmoor Hall D

Chair: Oluwaseun A. Adetayo, MD

Speech Language Pathology/Audiology - Broadmoor Hall F

Co-Chairs: Kristen E. Deluca, MS, CCC-SLP and

Kerry Mandulak, PhD, CCC-SLP

The Cleft Palate-Craniofacial Journal Editorial Board Meeting*

3:00 - 6:30 pm - El Pomar Boardroom, El Pomar Building

Beer and Pretzels Break

4:30 - 6:00 pm - Broadmoor Hall Foyer

Sponsored by Children's Hospital Colorado.

Ideas and Innovations

4:30 - 6:00 pm - Broadmoor Hall B

Chair: Kristina Wilson, PhD, CCC-SLP

Co-Chair: John A. Girotto, MD, MMA, FAAP, FACS

Educational Objective(s): Learners will be able to identify innovations or new techniques that may be applied to their treatment or research of patients with cleft and craniofacial conditions.

Transorbital Sural Nerve Grafting For Pediatric Neurotrophic Keratopathy

4:30 - 4:35 pm

James Thomas Paliga

Abstract: 65

Patient-Specific 3D Models For Autogenous Ear Reconstruction

4:35 - 4:40 pm

Roberto Flores

Abstract: 66

Respiratory And Sleep Changes Following Palatoplasty In Infants With Pierre Robin Sequence: An Assessment Of Safety Using Polysomnography

4:40 - 4:45 pm

Max Rotatori

Abstract: 67

The Effective Use Of Digital Images: A Novel And Secure Methodology For Use In Clinical Practice And Research

4:45 - 4:50 pm

Monali Mahedia

Abstract: 68

Tenzel/Schrudde Deep Plane Cervicofacial Flap Reconstruction Of The Tessier #4 Facial Cleft

4:50 - 4:55 pm

Roberto Flores

Abstract: 69

Camp Smile: An Interdisciplinary Treatment Approach To Strengthen Articulation And Social-Emotional Functioning Through The Arts

4:55 - 5:00 pm

Stephanie McConville

Abstract: 70

Computer-Aided Design And 3D Printing To Produce A Model For Simulation Of Cleft Lip Repair

5:00 - 5:05 pm

David Zopf

Abstract: 71^

Silver Diamine Fluoride For Patients With Cleft Lip And Palate: Arresting Caries In Difficult To Access Teeth

5:05 - 5:10 pm

Erin Shope

Abstract: 72

Development And Evaluation Of A Novel High-Fidelity Cleft Lip Simulator

5:10 - 5:15 pm

Dale Podolsky

Abstract: 73^

The Utility Of 3D CAD/CAM For Cranial Vault Reconstruction In Complex And Multi-Sutural Craniosynostosis

5:15 - 5:20 pm

Stephen Lu

Abstract: 74

Long-Term Results Of The Use Of Botox As An Adjunct For Cleft Lip Reconstruction

5:20 - 5:25 pm

Alfredo Lloreda

Abstract: 75

Speech Camp For Pre-Teens With 22q11.2 Deletion Syndrome: Lessons Learned

5:25 - 5:30 pm

Kelly Cordero

Abstract: 76^

*Separate Registration required. * Invitation Only. -Event organized by party other than ACPA. ^Abstract has disclosures. See ACPA's Annual Meeting Abstract Book for details.

*Separate Registration required. * Invitation Only. -Event organized by party other than ACPA. ^Abstract has disclosures. See ACPA's Annual Meeting Abstract Book for details.

The Texas Two-Step Protocol For Internal Maxillary Distraction

5:30 - 5:35 pm
Jaime Gateno
Abstract: 77^

Case Series Of Children With Apert Syndrome With Atypical Presentation Of Craniosynostosis

5:35 - 5:40 pm
Han Zhuang Beh
Abstract: 78

Septal Anchoring Suture: A Key Suture To Improve The Nasolabial Symmetry In Unilateral Cheiloplasty

5:40 - 5:45 pm
Ting-chen Lu
Abstract: 79

Premaxillary Molding For Difficult Bilateral Cleft Lip And Palates

5:45 - 5:50 pm
Sean Figy
Abstract: 80

Midline Bone Graft And Temporal Limb Bandeau Modifications In Fronto-Orbital Advancement For Unicoronal Craniosynostosis: A 3D Assessment Of Symmetry

5:50 - 5:55 pm
Pang-Yun Chou
Abstract: 81^

Quality of Life Dinner+~

4:30 - 7:30 pm - Schreyvogel Room, Broadmoor South
Hillary Broder

Discuss the specific aims and protocol for the Quality of Life Project.

Americleft Meet & Greet~

6:00 - 7:00 pm - Broadmoor Hall F
Ross Long, Jr.

All interested attendees are invited to meet with members of the Americleft Project.

Orthodontist Reception*

6:00 - 7:00 pm - Arnold Palmer Room, Golf Club
Tickets may be purchased at the Registration Desk.

Oral Maxillofacial Surgery Reception*

6:00 - 7:00 pm - Robert Trent Jones, Jr. Room, Golf Club
Tickets may be purchased at the Registration Desk.



CPF Donor Appreciation Event*

6:00 - 7:30 pm -
Donald Ross Room, Golf Club

Donor reception begins at 6:00pm. Guided Art Walk begins at 6:30pm; tickets required.

On Beauty Screening*

7:30 - 8:30 pm - Theater, Broadmoor Main
Rick Guidotti

Join keynote speaker Rick Guidotti to watch the 30-minute film *On Beauty* followed by a Q&A. Tickets may be purchased at the Registration Desk.

Young Professionals Meetup

8:30 - 10:00 pm - Play, Broadmoor West

Young Professionals are welcome to attend a casual get together. Registration is not required; pay your own way.

THURSDAY, MARCH 16, 2017

Registration

6:30 am - 6:00 pm - Broadmoor Hall Foyer

Eye Openers - Group 2*

7:00 - 8:00 am

Eye Opener 8 - 3D Records: Impact, Cost Effectiveness, And Expectations - Colorado Hall A

Christian El Amm

Educational Objective(s): The learner will be able to generate low to no-cost 3D records using commonly available equipment.
Abstract: 88

Eye Opener 9 - Changing Perspectives About Identifying Barriers To Care: Improving Outcomes And Quality Of Life By Being Proactive Instead Of Reactive To Patient Needs - Colorado Hall B

Cassandra Aspinall, Andrew Woolley

Educational Objective(s): Each learner will define the concept of the social determinants of health. Each learner will be able to list the screening elements outlined in the I-HELP™ tool, explain what a Medical Legal Partnership is and identify whether or not they have one in their area. Each learner will be able to identify at least one social determinant that could be health harming to a patient.
Abstract: 82

Abstract: 82

Eye Opener 10 - Developing A Multidisciplinary Feeding Team For Your Cleft Lip And Palate Program - Broadmoor Hall C

Courtney Hall, Lauren Madhoun, Caitlin Cummings, Katherine Eastman

Educational Objective(s): Describe feeding, weight gain, and growth risks for infants with cleft lip and/or palate. Identify the structure of a Multidisciplinary Craniofacial Feeding Team and specific roles of each professional. Name five patient, family, and community-based interventions that can be implemented to improve understanding of cleft feeding issues, improve infant weight gain, and allow for timely cleft repair.
Abstract: 84

Abstract: 84

Eye Opener 11 - Exploring The Challenges Of Navigating The Contemporary Dating World With A Facial Difference - Colorado Hall C

Aileen Blitz, Jennifer Ruggiero

Educational Objective(s): Each learner will obtain an overview of the presenters' workshops about romantic relationships among adult patients with facial differences and will be able to identify the challenges patients experience within the contemporary dating world. Each learner will contribute ideas for an online forum to promote social networking and support for adult patients with facial differences.
Abstract: 83

Abstract: 83

Eye Opener 12 - Changing Perspectives On Beauty: The World Of Positive Exposure - Broadmoor Hall F

Bieke Kreps, Rick Guidotti

Educational Objective(s): Attendees will be able to describe the mission of Positive Exposure and will understand the ways in which film and photography can be successfully used to promote awareness, acceptance, and self-esteem.
Abstract: 86^

Abstract: 86^

Eye Opener 13 - Journal Manuscript Preparation And Submission - Colorado Hall E

Jack Yu, Stephen Conley

Educational Objective(s): Each learner will be able to prepare a manuscript suitable for submission to scientific journals.
Abstract: 90

Abstract: 90

Eye Opener 14 - Medically Necessary Craniofacial Orthodontic Treatment: Strategies For Successfully Obtaining Insurance Coverage - Broadmoor Hall E

Margy Maroutsis

Educational Objective(s): Each participant will be able to identify key criteria for writing a letter of medical necessity. Each participant will be able to review a patient's insurance plan and point out what is covered and what is not covered. Each participant will be able to address denials and know the steps to take to help overturn a denial.
Abstract: 87

Abstract: 87

Eye Opener 15 - NICU Alert: The Impact Of Early Audiologic Involvement - Colorado Hall F

Brittney Sprouse

Educational Objective(s): Describe the implications of hearing loss identified in children with cleft lip/palate and/or other craniofacial anomalies as well as identify at least two reasons that make hearing loss a neurodevelopmental emergency. Understand the importance of early and routine audiologic monitoring and collaborative care specific to this population. Examine the protocol used at UCM for this population.
Abstract: 89

Abstract: 89

Eye Opener 16 - Zika Virus In Infants And Children: An Overview Of The Phenotype - Colorado Hall D

Michael Nelson, Miguel del Campo

*Separate Registration required. *Invitation Only. -Event organized by party other than ACPA. ^Abstract has disclosures. See ACPA's Annual Meeting Abstract Book for details.

Educational Objective(s): Each learner will leave our session with a solid understanding of the origins, modes of transmission, epidemiology, prevention, and clinical features of the Zika epidemic, with emphasis on the Zika babies.
Abstract: 85

Abstract: 85

Exhibits Open

7:30 AM - 4:30 PM - Broadmoor Hall Foyer

Junior Investigator Session

8:00 - 10:00 am - Broadmoor Hall B

Chair: Mark P. Mooney, PhD

Co-Chairs: Catherine M. Pelland and Wilmina Landford

This session encourages and supports multidisciplinary research by investigators either recently graduated or currently enrolled in a training program dealing with cleft and craniofacial evaluation and treatment. The presentations are evaluated and two winners selected to receive a plaque and monetary award. The winners of this session will be at the CPF Exhibit Table during the Friday morning break to discuss their work.

Educational Objective(s): Learners will be able to discuss at least three research questions related to cleft and craniofacial care.

Muscle-Derived Stem Cell Enriched Scaffolds Are Capable Of Enhanced Healing Of A Murine Volumetric Muscle Loss Defect

8:00 - 8:10 am

Howard Wang

Abstract: 91

Il-10 And Bmp-2 Mediated Bone Regeneration In The Infected Calvarial Defect In Rabbits

8:10 - 8:20 am

Michael Bykowski

Abstract: 124

Psychosocial Development Of Pediatric Patients With Craniofacial Anomalies: Differences In The Elementary, Middle, And High School Years

8:20 - 8:30 am

Elizabeth Volpicelli

Abstract: 125

Discussion

8:30 - 8:40 am

Intracranial Pressure Patterns In Children With Craniosynostosis Utilizing Optical Coherence Tomography

8:40 - 8:50 am

Jordan Swanson

Abstract: 126

Elastic Chain Premaxillary Retraction Appliance Does Not Increase Telecanthus In Patients With Bilateral Complete Cleft Lip And Palate

8:50 - 9:00 am

Hamad Burashed

Abstract: 127

Supraglottoplasty Improves Success Rates For Airway Treatment In Robin Sequence Patient Population Treated With Mandibular Distraction Osteogenesis

9:00 - 9:10 am

Stephanie Cohen

Abstract: 128

Discussion

9:10 - 9:20 am

Utilization Of A Craniofacial Malformation Patient Cohort To Identify Novel Syndromes Leading To Targeted Therapeutics Development

9:20 - 9:30 am

Elizabeth Bhoj

Abstract: 129

Polysomnographic Screening Of Patients With 22q11.2 Deletion Syndrome Before And After Posterior Pharyngeal Flap Surgery For Velopharyngeal Dysfunction

9:30 - 9:40 am

Brian Chang

Abstract: 130

Induced Neural Progenitor-Like Cells From Human Gingiva-Derived Mesenchymal Stem Cells Regulate Myelination Of Schwann Cells In Rat Sciatic Nerve Regeneration

9:40 - 9:50 am

Phuong Nguyen

Abstract: 209

Discussion

9:50 - 10:00 am

Poster Session B

8:00 am - 6:30 pm - International Center Foyer

Presenters will be with their posters during the morning and afternoon breaks.

Educational Objective(s): The learner will discuss the subject and findings of the cleft and craniofacial research presented on the posters in this session.

3D Models Of Head And Neck Pathology

Ingrid Ganske

Abstract: 105

A Novel MRI Evaluation Of Changes In Velopharyngeal Anatomy And Physiology Following The Remediation Of The Posterior Nasal Fricative

Kazlin Mason

Abstract: 99

A Review Of Craniofacial Findings In RASopathies

Najla Alrejaye

Abstract: 119

A Unique Model For Fellowship Training In Craniofacial Speech Pathology: Five Years In Review

Caitlin Cummings

Abstract: 100

Beyond The OR: Genetic Counseling Is An Essential Part Of Multidisciplinary Care For Patients With Complex Cleft And Craniofacial Anomalies

Natalie Beck

Abstract: 121

Cleft Health Disparities: Delay In Primary Surgical Repair Of Children With Cleft Lip And Palate Among Minority Populations

Perry Bradford

Abstract: 111

Compared Outcomes Between Closed Cancellous And Open Corticocancellous Bone Grafting Techniques For Alveolar Cleft Repair

Frankie Wong

Abstract: 103

Development Of Symbolic Behavior In Children With And Without Repaired Cleft Palate

Marziye Eshghi

Abstract: 115

Does The Use Of Adult Learning Principles Improve Learner Understanding Within A Speech-Language Development Program For Caregivers Of Infants With Unrepaired Cleft Palate?

Sarah Vetter

Abstract: 110

Effective Practice In High Needs School Districts: Evaluation And Treatment Of Children With Craniofacial Anomalies

Alison Scheer-Cohen

Abstract: 94^

Effectiveness Of A Novel Augmented Reality-Based Navigation System In Treatment Of Orbital Hypertelorism

Ming Zhu

Abstract: 107

Effectiveness Of Early Post-Operative Prophylactic Pulsed Dye Laser On Cleft Lip Scar: A Randomized Control Trial

Ying Yin Lam

Abstract: 117

Endoscopic Repair Of Unilateral Squamosal Craniosynostosis

Emily Waselchuk

Abstract: 93

Examining The Concordance Between MuAC Z-Score And BMI Z-Score In Patients With Cleft Lip And Palate

Erin Lindhorst

Abstract: 97

Facial Asymmetry And Social Functioning In Children And Adolescents With Cleft Lip And/Or Palate

Celia Heppner

Abstract: 102

International Special Needs Adoption In The Cleft Clinic

Colleen Gioffreda

Abstract: 122

Lower Eyelid Changes Following Midface Distraction After The Puberty In Crouzon's Disease

Ha Min Sung

Abstract: 108

Nasalance Scores In Normal Mongolian Children And In Repaired Cleft Lip And Palate Children

Batsukh Shagdar

Abstract: 116

Objective Anthropometric Measurements Via 3D Stereophotogrammetry For Assessing Severity And Treatment Of Unilateral Cleft Lip Nasal Deformity

Makinna Oestreich

Abstract: 112

Out-Of-Pocket Dental & Orthodontic Costs For Children With Cleft Lip And/Or Palate Compared To Children Without Cleft Lip And/Or Palate

Erin Shope

Abstract: 101

Prenatal Isolated Cleft Lip With Or Without Cleft Palate And Postnatal Associated Malformations

Mona Haj

Abstract: 98

Quality Of Life And Pediatric Craniofacial Conditions: The UCSD International Experience In The Development Of A Bilingual And Bicultural Patient Reported Outcomes Measure

Viridiana Tapia

Abstract: 113

Repair Of The Unilateral Cleft Without Presurgical Orthopedics: Decreasing Burden Of Care

Martha Matthews

Abstract: 123

Spatially Detailed 3D Quantification Of Improvement Of Facial Symmetry After Surgery In Children With Unilateral Coronal Synostosis (UCS)

Louise Owall

Abstract: 104

Speech Outcomes In The Robin Sequence Population

Natalie Wombacher

Abstract: 120^

Speech Therapy Characteristics Of 5-6 Year Old Children With Cleft Palate

Adriane Baylis

Abstract: 106^

Squamosal Craniosynostosis: Expected Phenotype And Management

Kashyap Tadisina

Abstract: 118

The Impact Of Timing Of Tympanostomy Tube Placement On Sequelae In Children With Cleft Palate

Amber Shaffer

Abstract: 95

The Removable Premaxilla Repositioning Appliance For Treatment Of Bilateral Cleft Lip And Palate

Nicholas Kochenour

Abstract: 109

The Role Of The Cleft Nurse Coordinator In Reducing Newborn Community Hospital Transfers For Cleft Related Feeding Problems

Irene Doringo

Abstract: 96

Transforming Growth Factor B3/Gene SFANI Polymorphism Associated With Non Syndromic Cleft Lip And Palate Among Indonesian Patients

Saskia Nasroen

Abstract: 114

Morning Break

10:00 - 10:30 am - Broadmoor Hall Foyer

Meet with exhibitors or discuss posters with their presenters in the International Center Foyer.

General Session 3: Orthognathic Surgery versus Distraction Osteogenesis: What's the Best Course of Action?

10:30 am - 12:00 pm - Broadmoor Hall B

Chair: John F. Caccamese, DMD, MD, FACS

Co-Chair: Davinder J. Singh, MD

Timothy Turvey, Stephanie Drew, Ghali Ghali, Jaime Gateno

Educational Objective(s): Each learner will be able to: 1) Better develop a treatment algorithm for the correction of dentofacial deformities in patients with cleft lip and palate, 2) Explain the impact surgical procedures may have in the skeletally immature patient, and 3) Gain the ability to troubleshoot common complexities such as scarring, velopharyngeal insufficiency, and hypodontia.

Abstract: 131^

Annual Awards Luncheon*

12:00 - 2:00 pm - Broadmoor Hall A

Celebrate ACPA, CPF and ASCFS Award Winners.

Tickets included in registration for professional members and non-members. Additional tickets may be purchased at the Registration Desk.

*Separate Registration required. * Invitation Only. -Event organized by party other than ACPA. ^Abstract has disclosures. See ACPA's Annual Meeting Abstract Book for details.

*Separate Registration required. * Invitation Only. -Event organized by party other than ACPA. ^Abstract has disclosures. See ACPA's Annual Meeting Abstract Book for details.

Study Sessions - Group 1*

2:30 - 4:00 pm

Study Session A - Contemporary Management Of The Alveolar Cleft In Patients With Cleft Lip And Palate - Broadmoor Hall E
Michael Lypka, Alison Kaye, Heather Hendricks

Educational Objective(s): Each learner will define the optimal timing of alveolar cleft repair, including the obligatory presurgical orthodontic setup. Learners will list the goals of alveolar cleft repair and understand basic and advanced methods of closing and grafting alveolar clefts.

Abstract: 139

Study Session B - Diagnostic Approach To The Child With Apparent Isolated Abnormalities Of Craniofacial Structures: Towards The Development Of Assessment Algorithms - Colorado Hall D

Anne Hing, Michael Cunningham, Kelly Evans, Yvonne Gutierrez, Tara Wenger, Elizabeth Bhoj, Ophir Klein, Howard Saal, Robert Byrd, Katrina Dipple

Educational Objective(s): For each craniofacial difference, the participants will be able to: describe specific craniofacial features in searchable terms, apply diagnostic algorithm to assist with investigative studies, and utilize craniofacial descriptors to facilitate a medical literature search to assist with diagnosis.

Abstract: 132^

Study Session C - Feeding And Swallowing In Infants And Toddlers With Cleft Lip And Palate: Evidence And Practice - Broadmoor Hall D

Maia Braden, Bryn Olson-Greb

Educational Objective(s): Learning outcomes: Participants will describe feeding differences in infants with cleft palate. Participants will describe the role of the SLP in prenatal counseling for families expecting a baby with cleft palate. Participants will identify three interventions for babies with feeding challenges related to cleft palate.

Abstract: 133^

Study Session D - Identifying Cleft Speech Characteristics 101: Speech Ratings For The Novice Listener - Colorado Hall F

Introductory Course

Angela Dixon, Kristina Wilson

Educational Objective(s): Attendees will be able to define and differentiate between hypernasality, hyponasality, and audible nasal emission, improving inter-professional practice. Attendees will rate speech samples through the process of consensus listening using the Americleft Speech Outcomes Project rating scales and descriptors.

Abstract: 138^

Study Session E - Innovation In Cleft Palate Reconstructive Surgery: How To Use Buccal Myomucosal Flaps - Colorado Hall A

Advanced Course

Robert Mann, John Giroto

Educational Objective(s): Learner will list the steps to

successfully use buccal flaps in both primary and secondary cleft surgeries. Learner will recognize how the buccal flap can effectively salvage a procedure after a torn flap mid operation. The learner will discuss how buccal flaps can be used in the formulation of specific palatal flap patterns to treat various cleft shapes: wide or narrow, high arched or broad arched.

Abstract: 137

Study Session F - Interpreting The Instrumental Evaluation Of Velopharyngeal Function - Broadmoor Hall C

Advanced Course

Sara Kinter, Kathleen Sie, Kaylee Paulsgrove

Educational Objective(s): Following this presentation, learners will be able to: Describe anticipated instrumental findings given perceptual characteristics. Discuss anatomic findings that may influence surgical decisions. Describe how use of instrumental and perceptual findings may influence patient outcomes.

Abstract: 134

Study Session G - Practical Guidelines For Managing Patients With 22q11.2 Deletion Syndrome - Colorado Hall C

Donna McDonald-McGinn, Cynthia Solot, Oksana Jackson

Educational Objective(s): Management guidance for 22q11.2DS is limited. We will present guidelines from the International 22q11.2 Consortium and our own broad experience whereupon attendees will recognize the complexities of the condition and the utility of healthcare surveillance and harmonized care for associated palatal, speech, language, developmental and behavioral issues, as well as genetic counseling considerations.

Abstract: 136^

Study Session H - Practical Guidelines For Managing Patients With 22q11.2 Deletion Syndrome - Colorado Hall B

Jason Dashow, Ronald Reed Hathaway, Lizbeth Holguin, Stephanie Munz

Educational Objective(s): Each learner will review dental treatment goals in children with clefts; they will identify prosthodontic alternatives in patients with clefts; they will express the role of the orthodontist in helping direct surgical decisions in children with clefts; they will identify unique leadership capabilities of cleft fellowship-trained oral & maxillofacial surgeons within the modern cleft team.

Abstract: 135



ASCFS Board Meeting*

3:00 - 6:00 pm -
 El Pomar Boardroom,
 El Pomar Building

Afternoon Break

4:00 - 4:30 pm - Broadmoor Hall Foyer
 Meet with exhibitors or discuss posters with their presenters in the International Center Foyer.

Study Sessions - Group 2*

4:30 - 6:00 pm

Study Session I - Case Studies In Speech Sound Therapy: Elicitation Through Transfer To Spontaneous Speech - Colorado Hall B

Kristina Wilson, Amy Morgan, Ellen Moore, Lynn Grames, Kristen DeLuca

Educational Objective(s): The learner will describe a variety of processes and activities used in therapy to facilitate transfer of newly taught motor patterns into conversational speech.

Abstract: 147^

Study Session J - Clinical Research In Infants With Clefts Of The Lip And Palate: What Should We Measure - Broadmoor Hall F

Carrie Heike, Ross Long, Jr, Cassandra Aspinall, Kathleen Kapp-Simon, Todd Edwards, Kathy Chapman

Educational Objective(s): The learner will review key considerations in collecting standardized clinical data in infants; review current and planned multicenter projects in infants; discuss the health care domains and observable items included in the iCOO; describe how the iCOO and other infants' measures can be incorporated into team protocols and used to improve care for infants with clefts of the lip and palate.

Abstract: 149^

Study Session K - Innovative Teaching Methods For Graduate Students In Speech-Language Pathology - Colorado Hall C

Kerry Mandulak, Alison Scheer-Cohen, Dana Collins, Kelly Cordero, Anna Thurmes

Educational Objective(s): Each learner will discuss current trends and challenges for training students in the area of craniofacial anomalies and velopharyngeal disorders. Each learner will describe one academic and one clinical model to train graduate students in the knowledge and skills specific to craniofacial anomalies and velopharyngeal disorders.

Abstract: 140^

Study Session L - Multidisciplinary Strategies To Avoid Or To Treat Short-Term And Long-Term Complications Of Neonatal Mandibular Distraction - Colorado Hall A

Advanced Course

Michael Lypka, Heather Hendricks, Jeffrey Goldstein

Educational Objective(s): Each learner will be able to select the appropriate patient for mandibular distraction and understand technical aspects of the operation to avoid both short and long term complications. Each learner will be able to demonstrate knowledge of how to care for the perioperative and long-term complications and recognize the importance of a multidisciplinary approach.

Abstract: 146

Study Session M - Nasopharyngoscopy: Methods For Obtaining A Successful Examination With Preschool Children And Interpretation Of Findings For Surgical Planning - Colorado Hall E

Ann Kummer

Educational Objective(s): Each learner will be able to discuss methods for performing a successful nasopharyngoscopy examination with children as young as 3 years old. Each learner will be able to describe how nasopharyngoscopy findings can be used to determine the surgical procedure with the best potential outcome for the patient.

Abstract: 145^

Study Session N - Neonatal Ear Molding: A Practical Hands-On Instructional Course- Broadmoor Hall E

James Seaward, Savannah Brown, Elizabeth Wetz, Jessica Grant, Alex Kane

Educational Objective(s): Each learner will be able to evaluate neonatal ear deformities and apply an effective technique for ear molding.

Abstract: 142

Study Session O - Orthopedic And Orthodontic Treatment For Patients With Clefts Of The Lip And Palate: From Birth To Mixed Dentition - Broadmoor Hall C

Advanced Course

Pedro Santiago

Educational Objective(s): The learners will evaluate various orthopedic and orthodontic techniques used in the treatment of infants and children in the mixed dentition and will be able to recognize the adequate timing of their implementation. They will also be able to assess the feasibility and need to include these treatment modalities into their treatment portfolio for their patients.

Abstract: 148

Study Session P - SLP’s Role In Decision Making For VPD With Complex Patients - Case Studies And Discussion - Colorado Hall D

Jennifer Maybee, Sarah Metzler, Jeff Steffen, Bridget Harrington, Joyanne McShea, Gregory Allen

Educational Objective(s): Each learner will be able to identify critical components of information to gather and analyze in a collaborative team approach to aid in the decision making process, with the consideration of time frame, for complex patients with VPD.

Abstract: 141

Study Session Q - The Furlow Palatoplasty: A Practical Guide - Colorado Hall F

Introductory Course

Richard Kirschner, Alison Kaye

Educational Objective(s): Each learner will be able to describe how to repair cleft palate and optimize outcomes using the Furlow technique.

Abstract: 143

Study Session R - Understanding Obstructive Sleep Apnea In Children With Cleft Lip And/Or Palate - Broadmoor Hall D

Introductory Course

Joanna MacLean

Educational Objective(s): Each learner will be able to identify

*Separate Registration required. * Invitation Only. -Event organized by party other than ACPA.
 ^Abstract has disclosures. See ACPA’s Annual Meeting Abstract Book for details.

*Separate Registration required. * Invitation Only. -Event organized by party other than ACPA.
 ^Abstract has disclosures. See ACPA’s Annual Meeting Abstract Book for details.

symptoms of obstructive sleep apnea, describe investigation and treatment options, and discuss how to integrate sleep care into cleft clinic.

Abstract: 144

ACPA's 74th Annual Gala*

6:30 - 10:30 pm - International Center

Sponsored by KLS Martin.

Join your colleagues for an evening of food, dance, and live music featuring the local band, Tunisia. Cocktail attire suggested. Tickets included in registration for professional members and non-members. Additional tickets may be purchased at the Registration Desk. The Cleft Palate Foundation's Silent Auction will take place during the Gala. Items may be previewed at www.cleftline.org

FRIDAY, MARCH 17, 2017

Morning Yoga Session*

6:30 - 7:30 am - Crystal Room, Broadmoor Main
Yoga mats will be provided.



American Society
of
Craniofacial Surgery

ASCFS Breakfast+

7:00 - 8:00 am -

Donald Ross Room, Golf Club

Open to ASCFS Members only.

Registration

7:00 AM - 5:30 PM - Broadmoor Hall Foyer

Exhibits Open

7:30 am - 3:30 pm - Broadmoor Hall Foyer

Concurrent General Session A:

Team Care and Economics

8:00 - 9:00 am - Broadmoor Hall C

Chair: Jo G. Artz, RN

Educational Objective(s): Learners will be able to discuss new topics related to team care and economics.

To Admit Or Not To Admit - That Is The Cleft Lip Question

8:00 - 8:10 am

Izabela Galdyn

Abstract: 178

Cost Effectiveness Analysis Of Demineralized Bone Matrix And Rbmp-2 Vs. Autologous Iliac Crest Grafting In Alveolar Cleft Patients

8:10 - 8:20 am

Sagar Mehta

Abstract: 179

Optimizing Team Efficiency In Cleft Palate Clinic; A Business Process Improvement Initiative

8:20 - 8:30 am

Amanda Smith

Abstract: 180

The Perspective Of Team Science As A Model For Advancing Research In Craniofacial Microsomia

8:30 - 8:40 am

Amelia Drake

Abstract: 181

Infant Cleft Observer Outcomes (ICOO): Identification Of Observable Signs Of Health And Well-Being In Infants With Clefts

8:40 - 8:50 am

Laura Stueckle

Abstract: 182

Discussion

8:50 - 9:00 am

Concurrent General Session B: Orthodontics

8:00 - 9:00 am - Broadmoor Hall D

Chair: Ana M. Mercado, DMD, PhD

Co-Chair: Kristen M. Lowe, DDS, MS

Educational Objective(s): Learners will be able to discuss new topics related to orthodontic cleft and craniofacial care.

Treatment Of Class III Malocclusion With Anchored Maxillary Protraction In Cleft Children

8:00 - 8:10 am

Yijin Ren

Abstract: 183

A Primer On State Statutory Mandates Of Third-Party Orthodontic Coverage For Cleft Palate And Craniofacial Care

8:10 - 8:20 am

Kristin D. Pfeifauf

Abstract: 184

Orthodontists And Cleft Palate Care- Identifying Barriers To Participation

8:20 - 8:30 am

Chuen Chie Chiang, Suzanne Beshore

Abstract: 185

Adherence To Orthodontic Treatment In Youth With Cleft Lip And/Or Palate

8:30 - 8:40 am

Canice Crerand

Abstract: 186

Mandibular And Maxillary Cephalometric Analysis Of Treacher Collins Syndrome (TCS)

8:40 - 8:50 am

Elcin Esenlik

Abstract: 187

Discussion

8:50 - 9:00 am

Concurrent General Session C: ASCFS Linton Whitaker Lecture

8:00 - 9:00 am - Broadmoor Hall E

Chair: Jack C. Yu, DMD, MD, MS Ed

Henry Kawamoto

Educational Objective(s): Each learner will be able to discuss the history and current challenges of American craniofacial surgery.

Abstract: 188

Poster Session C

8:00 am - 6:30 pm - International Center Foyer

Presenters will be with their posters during the morning and afternoon breaks.

Educational Objective(s): The learner will discuss the subject and findings of the cleft and craniofacial research presented on the posters in this session.

A Comparative Study Of Two Primary Palatal Surgeries On Velopharyngeal Functioning Related To Speech Outcomes Completed By One Surgeon

Patricia Stone

Abstract: 176

A Model For Coordinated Interdisciplinary Care For Children With 22q11.2 Deletion Syndrome

Courtney Hall

Abstract: 157

An Online Multimedia Educational Simulator For The Multidisciplinary Speech Care Of Patients With Cleft Palate

J. Rodrigo Diaz-Siso

Abstract: 162

Are The Pre-Operative Anthropometric Measurements Of The Cleft Palate In Pierre Robin Sequence Different From That In Isolated Cleft Palate?

Paula Tang

Abstract: 158

Assessment Of Blood Loss In Adult Patients With Cleft Lip And Palate Treated By Orthognathic Surgery Designed With 3-Dimensional Computer-Assisted Simulation And Navigation

Chi-Yu Tsai

Abstract: 156

Assisted Reproductive Technology (ART), Teratogens And Orofacial Clefting In A Large Academic Cleft Clinic

Julie Hoover-Fong

Abstract: 173^

Enhanced Care-Plan Impacts On Length Of Hospital Stay For Cleft Operations In A Regional Centre: An Interim Analysis

Chiu Yu Chow

Abstract: 170

Establishing Within-Team Reliability On Speech Therapy Measures And Documentation For Articulation, Voice And Resonance

Jennifer Maybee

Abstract: 165

Evaluation Of The Pierre Robin Sequence Mandible And Airway Using Computed Tomography

Daniel Bienstock

Abstract: 153

Examination Of The Treatment Of Early Childhood Caries Under General Anesthesia In Children With Craniofacial Anomalies

Andrew Winslow

Abstract: 160

First Birthday, First Dental Visit: Are Patients With Cleft Lip And/Or Palate Meeting This Recommendation?

Virginia Yanez Fontenla

Abstract: 161

IRF6 Regulates Apoptosis Mechanism Through HIPK2 During Palatal Fusion

Chen-Yeh Ke

Abstract: 62

Le Fort II Distraction With Simultaneous Zygomatic Repositioning For Severe Sleep Apnea In Achondroplasia

Gerhard S. Munding

Abstract: 177

Long Term Effects Of Nasoalveolar Molding In Patients With Complete Unilateral Cleft Lip And Palate

Azadeh Reyhani

Abstract: 159

Mandibular Catch-Up Growth In Pierre Robin Sequence: A Systematic Review

Lindsay Janes

Abstract: 168

Marginal Bone Loss Around Implants Placed Into Alveolar Cleft Sites Following Secondary Bone Graft

Takaaki Kamatani

Abstract: 150

Nasalance Scores In Vietnamese Children With Repaired Cleft Palate With Or Without Cleft Lip

Thai Nguyen

Abstract: 163

Nasolabial Fistula In Cleft Lip And Palate: Burden Of Disease, And Multi-Center Evaluation Of A Technique To Prevent And Treat

Jordan Swanson

Abstract: 174

Occult Submucous Cleft Palate – Surgery Or Conservative Treatment?: Retrospective Monocentric 10-Year Study

Olga Košková

Abstract: 164

Pierre Robin Sequence: Stratifying Feeding Dysfunction And Identifying Variables Affecting Outcome

Wendy Chen

Abstract: 169

Precise Positioning Of An Intraoral Distractor Using Augmented Reality In Patients With Hemifacial Microsomia

Song Xu

Abstract: 166

Predicting Factors Of Complication In Cleft Lip And Palate Surgery: A Prospective Outcomes Study In Nicaragua

Marco Swanson

Abstract: 167

Primary Surgical Outcome Of Complete Unilateral Cleft Lip And Palate Patients Born In New Zealand Using A Visual Analogue Scale (VAS) And The GOSLON Assessment Of 3d Digital Orthodontic Study Models

Peter Fowler

Abstract: 171

Speech And Psychosocial Status In Patients Presenting With Velopharyngeal Dysfunction

Leanne Magee

Abstract: 175

Surgically Enforcing Normalcy: A Critical Analysis Of International Craniofacial NGOS

Marley Hamrick

Abstract: 151

The Effects Of Speech Stimulus On The Reliability Of Visual Judgments Of VP Physiology

Amanda Warner

Abstract: 154

The Impact Of Timing And Concurrent Fronto-Orbital Advancement On Postoperative Complications Of Craniosynostosis Repair In The United States

Peter Abraham

Abstract: 155

Use Of The Universal Parameters Rating System To Assess Severity Of Velopharyngeal Insufficiency And Determine Need For Imaging And Surgery

Courtney Stephens

Abstract: 152^



**American Cleft Palate–
Craniofacial Association**

ACPA Annual Business Meeting*

9:00 - 10:00 am - Broadmoor Hall F

Open to all ACPA members. ACPA Active, International and Life Members are eligible to vote.

Morning Break

10:00 - 10:30 am - Broadmoor Hall Foyer

Meet with exhibitors or discuss posters with their presenters in the International Center Foyer.

Junior Investigator Meet and Greet

10:00 - 10:30 am - CPF Exhibit Table

Meet the winners of the 2017 Junior Investigator Awards to discuss their research. The Junior Investigator Award is sponsored by Children's Healthcare of Atlanta.

Concurrent Session 1: ASCFS 1

10:30 am - 12:00 pm - Broadmoor Hall E

Chair: Stephen B. Baker, DDS, MD

Co-Chair: Steven R. Buchman, MD

Educational Objective(s): Learners will be able to discuss new research findings or surgical management techniques related to craniofacial surgery.

Long-Term Stability Of Proptosis Correction By Le Fort III Distraction Osteogenesis In Pre-Adolescent Patients With Syndromic Craniosynostosis

10:30 - 10:40 am

Travis Gibson

Abstract: 189

Defining And Correcting Orbital Asymmetry In Isolated Unilateral Frontosphenoidal Synostosis As Compared To Unicoronal Synostosis: A Case-Control Study

10:40 - 10:50 am

Gerhard S. Munding

Abstract: 190

Long-Term Outcomes At Skeletal Maturity Following Cranial Vault Remodeling And Fronto-Orbital Advancement For Metopic Craniosynostosis

10:50 - 11:00 am

Simrat Suri

Abstract: 191

Craniosynostosis Surgery: Impact Of TXA Dosing

11:00 - 11:10 am

Nicole Kurnik

Abstract: 192

Discussion

11:10 - 11:20 am

3D CT Airway Analysis In Patients With Syndromic Craniosynostosis And Obstructive Sleep Apnea

11:20 - 11:30 am

Karan Ganjawalla

Abstract: 193

Nasal Root Deviation In Unicoronal Craniosynostosis: A Craniometric Analysis Of Early And Late Postoperative Outcomes

11:30 - 11:40 am

Ari Wes

Abstract: 194

Anthropometric Outcome Measures In Patients With Metopic Craniosynostosis

11:40 - 11:50 am

Scott Farber

Abstract: 195

Discussion

11:50 am - 12:00 pm

Concurrent Session 2: Nursing/Coordinators: Psychosocial

10:30 am - 12:00 pm - Broadmoor Hall C

Chair: Jamie S. Idelberg, BS, RDH

Co-Chair: Iris H. Sageser, RDH, MS

Educational Objective(s): Learners will be able to discuss new research findings or techniques related to the psychosocial aspect of cleft and craniofacial patient management.

Developing The Social Work Role In An Integrated Clinical Pathway For Weight-Faltering Infants With Craniofacial Conditions

10:30 - 10:40 am

Andrew Woolley

Abstract: 196^

The Camp Experience For Patients With Cleft/ Craniofacial Diagnosis

10:40 - 10:50 am

Savannah Brown

Abstract: 197

Addressing Psychosocial Concerns With Children With Microtia And Their Families

10:50 - 11:00 am

Alexis Johns

Abstract: 198

Advance Health Care Directives For Young Adults In Craniofacial Care

11:00 - 11:10 am

Laura Garcia

Abstract: 199

Discussion

11:10 - 11:20 am

The Challenges Of Mental Health Professionals On Craniofacial/Cleft Teams: Perspectives From The Field

11:20 - 11:50 am

Adam Blancher

Abstract: 200

Discussion

11:50 - 12:00 am

Concurrent Session 3: Dissemination and Implementation of a Standard Set of Outcome Measures for the Comprehensive Appraisal of Cleft Care

10:30 am - 12:00 pm - Broadmoor Hall D

Chair: Frederic W. Deleyannis, MD, MPhil, MPH

Co-Chair: Ronald Reed Hathaway, DDS, MS, MS

John Meara, Ross Long Jr., Alexander Allori, Kathy Chapman, Carolyn Rogers-Vizena, Jason Arora, Maarten Koudstaal

Educational Objective(s): Attendees will describe how to address logistical, cultural, linguistic, and political challenges of developing and implementing a standard set of outcome measures broadly applicable to an international population. Most importantly, attendees will explain how regional and international benchmarking is essential to guide future changes in clinical practice and health policy.

Abstract: 201^

Concurrent Session 4: Speech-Language Pathology

10:30 am - 12:00 pm - Colorado Hall D

Chair: Scott A. Dailey, PhD

Co-Chair: Jennifer L. Maybee, MA

Educational Objective(s): Learners will be able to discuss new research findings or techniques related to treating the speech of cleft/craniofacial patients.

Development Of Early Sounds And Words In Children With And Without Repaired Cleft Palate

10:30 - 10:40 am

David Zajac

Abstract: 202^

Single-Word Intelligibility Of School-Aged Children With Unrepaired Alveolar Clefts

10:40 - 10:50 am

David Zajac

Abstract: 203^

Lexical And Morphosyntactic Abilities In Two-Year-Old Children With And Without Repaired Cleft Palate

10:50 - 11:00 am

Marziye Eshghi

Abstract: 204

*Separate Registration required. * Invitation Only. -Event organized by party other than ACPA.
^Abstract has disclosures. See ACPA's Annual Meeting Abstract Book for details.

*Separate Registration required. * Invitation Only. -Event organized by party other than ACPA.
^Abstract has disclosures. See ACPA's Annual Meeting Abstract Book for details.

Associations Between Articulation Skill And Later Phonological Awareness

11:00 - 11:10 am

Mary O'Gara

Abstract: 205

Discussion

11:10 - 11:20 am

A Mathematical Model Of Closure Biomechanics Predicts Resonance Ratings Among Children With 22q11.2 Deletion Syndrome

11:20 - 11:30 am

Lakshmi Kollara

Abstract: 172

Speech Outcomes After LeFort I Osteotomy

11:30 - 11:40 am

Laura Monson

Abstract: 207

Benchmarking Speech Outcomes Of Kindergarteners With Cleft Palate

11:40 - 11:50 am

Kathy Chapman

Abstract: 208

Discussion

11:50 am - 12:00 pm

Concurrent Session 5: Craniofacial Biology

10:30 am - 12:00 pm - Colorado Hall E

Chair: Greg M. Cooper, PhD

Co-Chair: Oksana A. Jackson, MD

Educational Objective(s): Learners will be able to discuss new research findings or techniques related to treating patients with cleft and craniofacial anomalies.

Neonatal Satellite Cells Form Only Small Myotubes In Vitro: Implications For New Therapies Based On Tissue Engineering

10:30 - 10:40 am

Paola L. Carvajal Monroy

Abstract: 92

Functional Characterization In Zebrafish Of Human GRHL3 Mutations Associated With Cleft Palate In Sub-Saharan African Populations

10:40 - 10:50 am

Azeez Butali

Abstract: 210

Alveolar Bone Regeneration With A Novel Osteogenic Agent, Oxy133

10:50 - 11:00 am

Reena Bakshi

Abstract: 211

Determining The Cause Of Growth Restriction And Asymmetry Following Early Craniofacial Skeletal Surgery Using Finite Element Analysis

11:00 - 11:10 am

Jones Donna

Abstract: 212

Discussion

11:10 - 11:20 am

Development Of The First Permanent Mandibular Molar In Young Children With Bilateral Complete Cleft Lip And Palate (Bcclp)

11:20 - 11:30 am

Nuno V Hermann

Abstract: 213

Analysis Of Follicle-Stimulating Hormone Receptor Expression In Infantile Hemangioma

11:30 - 11:40 am

Reid Maclellan

Abstract: 214

Digital-Facial Autotransplantation In Amniotic Band Sequence: Evidence Of The Intrinsic Theory

11:40 - 11:50 am

Christopher Runyan

Abstract: 215

Discussion

11:50 am - 12:00 pm

Lunch Break

12:00 pm - 1:30 pm

Lunch is available for purchase in Broadmoor Hall A. Meet with exhibitors in the Broadmoor Hall Foyer or view posters in the International Center Foyer.



American Society of Craniofacial Surgery

ASCFS Business Meeting and Luncheon*

12:00 - 1:30 pm -

Donald Ross Room, Golf Club

Open to ASCFS Members.

Tickets are available at registration.

Nurse/Coordinator Brown Bag Lunch

12:00 - 1:30 pm - Broadmoor Hall F

Nurse and Team Coordinators are encouraged to network over a brown bag lunch.

Payment Models for Craniofacial Orthodontic Services- Brown Bag Lunch~

12:00 - 1:30 pm - Colorado Hall B

Deji Fashemo

Panelists will bring their respective points of view to the discussion of how payments for orthodontic services are currently structured; the presentation will cover the pros, cons, challenges, and potential opportunities of the various

models as currently done for patients with facial clefts and other craniofacial anomalies.

ICHOM Cleft Lip and Palate Benchmarking Launch~

12:00 - 1:30 pm - Colorado Hall C

Jason Arora

Basic Principles of Cleft Care for Residents and Fellows - Brown Bag Lunch~

12:00 - 1:30 pm - Colorado Hall F

Steve Goudy

Residents and Fellows of all disciplines are invited to attend.

ACPA Board Meeting+

12:00 pm - 3:30 pm - El Pomar Boardroom, El Pomar Building

Concurrent Session 6: ASCFS 2

1:30 - 3:00 pm - Broadmoor Hall E

Chair: Mark M. Urata, MD, DDS

Co-Chair: John A. van Aalst, MD

Educational Objective(s): Learners will be able to discuss new research findings or surgical management techniques related to craniofacial surgery.

3D Mandibular Morphology In Pierre Robin Sequence

1:30 - 1:40 pm

Elizabeth Zellner

Abstract: 216

Effect Of Osteotomy Type And Stage Of Tooth Development On Tooth Viability Following Distraction Osteogenesis In Patients With Maxillary Hypoplasia

1:40 - 1:50 pm

Mariana Muguerza

Abstract: 217

Infection Rates In Infant Mandibular Distraction Can Be Reduced With A Perioperative Protocol

1:50 - 2:00 pm

Patrick Gerety

Abstract: 218

Patterns Of Minor Suture Synostosis In Nonsyndromic Single Suture Craniosynostosis

2:00 - 2:10 pm

Wen Xu

Abstract: 219

Discussion

2:10 - 2:20 pm

Muscle-Derived Stem Cells (MDSCs) Can Transform Into Schwann Cell-Like Cells: Preliminary Studies Assessing The Phenotype And Functional Myelination Properties Of MDSCs In-Vitro

2:20 - 2:30 pm

Joseph Lopez

Abstract: 220

Mitigation Of Radiation Induced Injury In Non-Vascularized Bone Graft Reconstruction Of The Murine Mandible Using A Novel Deferoxamine Nanoparticle

2:30 - 2:40 pm

Russell Ettinger

Abstract: 221

Secondary Deformities Of Neonatal And Infant Mandibular Distraction

2:40 - 2:50 pm

Christian El Amm

Abstract: 222

Discussion

2:50 - 3:00 pm

Concurrent Session 7: Nursing/Coordinators: Feeding

1:30 - 3:00 pm - Broadmoor Hall C

Chair: Margaret Langham, PNP

Co-Chair: Maureen L. Smith Andrews, MSN

Educational Objective(s): Learners will be able to discuss new research findings or techniques related to the feeding aspect of cleft and craniofacial patient management.

Interdisciplinary Assessment And Intervention Addressing Feeding Disorders And Mealtime Challenges In Children With Clefts And Craniofacial Differences

1:30 - 1:40 pm

Noreen Clarke

Abstract: 223

Weight Gain In Infants With Cleft Palate/Cleft Lip From Birth To 3 Months Considering Cleft And Bottle Type

1:40 - 1:50 pm

Jessica Williams

Abstract: 224

Parental Information, Knowledge And Understanding Of The Importance Of Tummy Time For Preventing Deformational Plagiocephaly: A Survey

1:50 - 2:00 pm

Kanlaya Ditthakasem

Abstract: 225

Nurse Practitioner Implementation Of Nasoalveolar Molding

2:00 - 2:05 pm

Carolyn Walborn, Bethany Giacobbe

Abstract: 226

Discussion

2:05 - 2:20 pm

Feeding Panel: Interdisciplinary Approaches To Feeding Challenges Of Cleft /Craniofacial Care

2:20 - 2:50 pm

Brenda Thompson, Debra Paul, Noreen Clarke

Abstract: 227

Discussion
2:50 - 3:00 pm

Concurrent Session 8: Outcomes

1:30 - 3:00 pm - Broadmoor Hall D

Chair: Michael Perrino, DDS, MD

Educational Objective(s): Learners will be able to discuss current outcomes for patients with cleft and craniofacial anomalies.

Pediatric Nasoorbitalethmoid Fractures: A Single Institution's Thirty Year Experience
1:30 - 1:40 pm
Joseph Lopez
Abstract: 228

Long-Term Speech, Hearing And Cognitive Outcomes In Cleft Patients: A Population-Based Study In The Israeli Army Recruits
1:40 - 1:50 pm
Ayal Hassidim
Abstract: 229

Speech And Surgical Outcomes In International Adoptees With Cleft Palate
1:50 - 2:00 pm
Mitchell Pet
Abstract: 230

Long-Term Outcomes Of Demineralized Bone Matrix And Resorbable Mesh Bilaminate Cranioplasty In Large Pediatric Calvarial Defects In The Setting Of Scarred Dura
2:00 - 2:10 pm
Jonathan Lee
Abstract: 231

Discussion
2:10 - 2:20 pm

Clinical Outcomes Of Anterior Iliac Crest Bone Grafting In 207 Patients With Alveolar Clefts, A Five Year Perspective
2:20 - 2:30 pm
Kathlyn Powell
Abstract: 291

The Affects Of Sphincter Pharyngoplasty On Polysomnography In Patients With Velopharyngeal Insufficiency
2:30 - 2:40 pm
Diana Flis
Abstract: 232

BMP-2 Alveolar Bone Reconstruction Has Improved Bone Healing Without Significant Differences In Dental Outcomes
2:40 - 2:50 pm
Lawrence Rudolf
Abstract: 233

Discussion
2:50 - 3:00 pm

Concurrent Session 9: CLP Surgery

1:30 - 3:00 pm - Colorado Hall D

Chair: Sean P. Edwards, MD, DDS, FRCDC

Co-Chair: Isaac L. Wornom, III, MD

Educational Objective(s): Learners will be able to discuss new topics related to cleft lip and palate surgery.

The Double Opposing Z-Plasty/Buccal Flap Approach For The Cleft Palate: A Review Of 505 Consecutive Cases
1:30 - 1:40 pm
Robert Mann
Abstract: 234

Effect Of Palate Length In Velopharyngeal Function After Primary Palatoplasty
1:40 - 1:50 pm
Jui-Pin Lai
Abstract: 235

Sufficient Velar Length Is Prerequisite To The Effectiveness Of Intravelar Veloplasty: A Randomized Controlled Study
1:50 - 2:00 pm
Jingtao Li
Abstract: 236

Comparison Of Alveolar Bone Graft Outcomes With Or Without The Use Of Cortical Bone Graft For Nasal Floor Reconstruction In Cleft Lip And Palate
2:00 - 2:10 pm
Jean-Charles Doucet
Abstract: 237

Discussion
2:10 - 2:20 pm

Pediatric Intensive Care Unit Monitoring After Pharyngeal Flap Surgery: Is It Necessary?
2:20 - 2:30 pm
Sashank Reddy
Abstract: 238

Extended Release Liposomal Bupivacaine Injection (Exparel®) For Early Postoperative Pain Control Following Pharyngoplasty: A Case Series
2:30 - 2:40 pm
Kristopher Day
Abstract: 239

A 20 Year Retrospective Clinical Study Of One vs. Two-Stage Repair Of Asymmetric Bilateral Cleft Lip In A Single Large Cleft Center
2:40 - 2:50 pm
Kyunghoon Chung
Abstract: 240

Discussion
2:50 - 3:00 pm

Concurrent Session 10: Psychosocial/QoL

1:30 - 3:00 pm - Colorado Hall E

Chair: Amy L. Conrad, PhD

Co-Chair: Canice E. Crerand, PhD

Educational Objective(s): Learners will be able to discuss new research findings or techniques related to the quality of life of patients with cleft and craniofacial anomalies.

Arithmetical Calculation And Related Neuropsychological Skills In Subjects With Isolated Oral Clefts
1:30 - 1:40 pm
Jon Goodwin
Abstract: 241

Reading Achievement In Boys With Isolated Cleft Palate And Cleft Lip And Palate Compared To Unaffected Boys With And Without Impaired Reading
1:40 - 1:50 pm
Amy Conrad
Abstract: 242

Eye Tracking Technology: A Window Into How We Perceive Craniofacial Differences Using Analysis Of Eye Movement
1:50 - 2:00 pm
Christopher Warne
Abstract: 288

An Investigation Into Rates Of Impairment In Reading Fluency And Comprehension Among Children With Orofacial Clefts: Implications For Intervention
2:00 - 2:10 pm
Meredith Albert
Abstract: 244

Discussion
2:10 - 2:20 pm

Perceptions Of Surgeons, Parents, And Children: What Are The True Indications For Surgical Revision?
2:20 - 2:30 pm
Kavitha Ranganathan
Abstract: 245

Psychosocial Risk Assessment In Craniofacial Populations: Psychometric Properties Of The Psychosocial Assessment Tool-Craniofacial Version
2:30 - 2:40 pm
Canice Crerand
Abstract: 246

Development Of Social Communication Skills In Children With And Without Repaired Cleft Palate
2:40 - 2:50 pm
Marziye Eshghi
Abstract: 247

Discussion
2:50 - 3:00 pm

Afternoon Break

3:00 - 3:30 pm - Broadmoor Hall Foyer

Meet with exhibitors or discuss posters with their presenters in the International Center Foyer.

Concurrent Session 11: Craniosynostosis

3:30 - 5:00 pm - Broadmoor Hall E

Chair: Arun K. Gosain, MD

Co-Chair: Brooke French, MD

Educational Objective(s): Learners will be able to discuss new research findings or surgical management techniques related to Craniosynostosis.

Incidence Of Metopic Suture Abnormalities In Patients With Positional Plagiocephaly/Brachycephaly
3:30 - 3:40 pm
Leslie Shock
Abstract: 248

Minor Suture Fusion In Syndromic Craniosynostosis
3:40 - 3:50 pm
Christopher Runyan
Abstract: 249

Personalized Optimal Planning Of Fronto-Orbital Advancement Surgery For The Correction Of Metopic Craniosynostosis From CT
3:50 - 4:00 pm
Antonio R. Porras
Abstract: 250

Visual Evoked Potential (VEP) Testing And Craniofacial Synostosis (CS): Results In 67 Patients
4:00 - 4:10 pm
Maria Teresa Nunez-Villaveiran Baselga
Abstract: 251

Discussion
4:10 - 4:20 pm

Understanding Orbital Dymorphology And Strabismus In Unicoronal Craniosynostosis Patients Undergoing Frontal Orbital Advancement And Remodeling
4:20 - 4:30 pm
Jason Yu
Abstract: 252

Analysis Of Acute Adverse Postoperative Outcomes After Craniosynostosis Surgery: Identifying Predictors Of Complications
4:30 - 4:40 pm
Shirley Dong
Abstract: 253

Evaluation Of Endoscopic Suture Release Of Bilateral Coronal Craniosynostosis At Two Institutions

4:40 - 4:50 pm

Conor Williams

Abstract: 254

Discussion

4:50 - 5:00 pm

Concurrent Session 12: Nursing/ Coordinators: Team Coordination

3:30 - 5:00 pm - Broadmoor Hall C

Chair: Patricia L. Bender, RN, CNS

Educational Objective(s): Learners will be able to discuss new research findings or techniques related to team coordination for patients with cleft and craniofacial anomalies.

Creating An Annual Report For Your Cleft And Craniofacial Program

3:30 - 3:40 pm

Melisande McCheyne

Abstract: 255

Time Tracking For Cleft And Craniofacial Team

3:40 - 3:50 pm

Cheryl Grellner

Abstract: 256

Ethical Considerations In Medical Record Documentation For Multidisciplinary Craniofacial Care

3:50 - 4:00 pm

Karla Haynes

Abstract: 257

Health Policy And Economics: How They Impact The Craniofacial Population

4:00 - 4:10 pm

Patricia Bender

Abstract: 258

Discussion

4:10 - 4:20 pm

Enhancing Nutrition After Orthognathic Surgery: An Interdisciplinary Approach

4:20 - 4:30 pm

Noreen Clarke

Abstract: 259

Distraction Osteogenesis: Is The Patient/Family A Good Candidate? How Do We Individualize Their Preparation And Management?

4:30 - 4:40 pm

Patricia Chibbaro

Abstract: 260

Management Of Large Palatal Fistulas: A Multidisciplinary Approach

4:40 - 4:50 pm

Dana Johns, Elena Hopkins

Abstract: 261

Discussion

4:50 - 5:00 pm

Concurrent Session 13: Cleft Care

3:30 - 5:00 pm - Broadmoor Hall D

Chair: Gregory C. Allen, MD

Co-Chair: David Y. Khechoyan, MD

Educational Objective(s): Learners will be able to discuss new research findings or techniques related to cleft care.

Defining The Main Contributors To The Desire For Cleft Revision Surgery

3:30 - 3:40 pm

Jeanne Kochkodan

Abstract: 262

What Is The Cost Of "Free" Surgery In The Middle East?

3:40 - 3:50 pm

Samar Sheriff

Abstract: 263

Embracing Life Project: Blending Clinical Cleft Expertise With Education And Research In The Middle East

3:50 - 4:00 pm

John van Aalst

Abstract: 264

Quality Of Life And Objective Measurement Of Facial Differences In Youth With CL/P

4:00 - 4:10 pm

Celia Heppner

Abstract: 265

Discussion

4:10 - 4:20 pm

Assessing Attentional Bias In Children With Secondary Cleft Lip Deformities: An Eye-Tracking Investigation

4:20 - 4:30 pm

Alexander Morzycki

Abstract: 266

Precedex™ Decreases Postoperative Pain And Narcotic Use In Children Undergoing Alveolar Bone Graft Surgery

4:30 - 4:40 pm

Mariela Lopez

Abstract: 267

Factors Contributing To Sleep Disordered Breathing And Obstructive Sleep Apnea In Children With Orofacial Clefts

4:40 - 4:50 pm

Jeremy Powers

Abstract: 268

Discussion

4:50 - 5:00 pm

Concurrent Session 14: Genetics/Pediatrics

3:30 - 5:00 pm - Colorado Hall D

Chair: Azeez Butali, DDS, PhD

Educational Objective(s): Learners will be able to discuss new research findings or techniques related to genetic and pediatric considerations of cleft care.

Incidence And Management Of Congenital Heart Disease In Patients With Clefts: Comprehensive Review Of A Tertiary Children's Hospital

3:30 - 3:40 pm

Naikhoba Munabi

Abstract: 289

Expanding The Phenotypic Spectrum Of Tp63-Associated Disorders Including First Set Of Affected Monozygotic Twins

3:40 - 3:50 pm

Brittany Cowfer

Abstract: 269

Facial Phenotypic Features And Fingerprints On Parents Of Children With Non-Syndromic Cleft Lip And/Or Palate As A Risk Factor For Their Offspring

3:50 - 4:00 pm

Maria Martinez

Abstract: 270

Resolving A Genetic Odyssey Of Mandibulofacial Dysostosis Using Next-Generation Sequencing

4:00 - 4:10 pm

Shankar Rengasamy Venugopalan

Abstract: 271

Discussion

4:10 - 4:20 pm

Transcriptome Atlas Of The Craniofacial Sutures

4:20 - 4:30 pm

Ethylin Jabs

Abstract: 272

The Impact Of Breast Milk On Tympanostomy Tube Sequelae In Children With Cleft Palate

4:30 - 4:40 pm

Amber Shaffer

Abstract: 273

Sleep Patterns And Problems Among Children With 22q11.2 Deletion Syndrome

4:40 - 4:50 pm

Jill Arganbright

Abstract: 274

Discussion

4:50 - 5:00 pm

Concurrent Session 15: Imaging and Technology

3:30 - 5:00 pm - Colorado Hall E

Chair: Anand R. Kumar, MD

Educational Objective(s): Learners will be able to discuss new research findings or techniques related to imaging and technology in cleft care.

Which Velar And Muscle Parameters Most Influence Closure Biomechanics In 22q11.2ds?

3:30 - 3:40 pm

Catherine Pelland

Abstract: 275

Objective Automated Shape-Based Analysis For Grading The Unilateral Cleft Lip Nasal Deformity On 3D Surface Images

3:40 - 3:50 pm

Ezgi Mercan

Abstract: 276

The Accuracy Of Transferring 3-Dimensional Simulation Of Two-Jaw Orthognathic Surgery For Correcting Cleft Midface Hypoplasia With Class III Malocclusion By Using Surgical Guiding System

3:50 - 4:00 pm

Jui-Pin Lai

Abstract: 277

Novel Computer Vision Analysis Of Nasal Shape In Children With Unilateral Cleft Lip

4:00 - 4:10 pm

Ezgi Mercan

Abstract: 278

Discussion

4:10 - 4:20 pm

An Innovative, Non-Sedated MRI Protocol To Assess Velopharyngeal Variations In Children With 22q11.2 Deletion Syndrome

4:20 - 4:30 pm

Lakshmi Kollara

Abstract: 279

A Three-Dimensional Subject-Specific Computational Model Of VPD Represents Velar Movements And LVP Function During Hypernasal Speech

4:30 - 4:40 pm

Catherine Pelland

Abstract: 290

Comparing The Consistency Of Measures Of Cranial Shape Obtained From Laser Surface Scans To Computed Tomography

4:40 - 4:50 pm

Leslie Shock

Abstract: 280

– ACPA's Annual Meeting Program: Friday

Discussion
4:50 - 5:00 pm

ASCFS Craniofacial Program Directors Meeting*
5:00 - 7:00 pm - El Pomar Boardroom, El Pomar Building

International Reception
5:30 - 6:30 pm - Fountain Room, Broadmoor Main
Attendees are invited to attend a reception to network with international attendees.

Developing 3D Printing Facilities at Institutions~
5:30 - 6:30 pm - Colorado Hall B
Gary Skolnick

In this informal discussion, representatives with experience developing 3D printing facilities at three separate institutions will share their experience and facilitate the discussion. Attendees are invited to ask questions, as well as outline their own experiences and visions for 3D printing as applied to cleft and craniofacial conditions.

Discussion on Improving Medicaid Access to Care-
5:30 - 6:30 pm - Colorado Hall F
Suzanne Beshore

Attendees will discuss opportunities to improve the Medicaid system in order to increase provider participation and access to care for children with cleft lip and palate.

Fellowship Opportunities for OMFS-
5:30 - 6:30 pm - Colorado Hall C
Pat Ricalde

In this informal meeting, attendees will discuss fellowship opportunities for OMFS.

SATURDAY, MARCH 18, 2017

Registration
7:30 am - 1:00 pm - Broadmoor Hall Foyer

**Concurrent General Session D:
Health Services Research**
8:00 - 9:00 am - Broadmoor Hall D
Chair: Alexis L. Johns, PhD
Co-Chair: Allison M. Dobbie, MD

Educational Objective(s): Learners will be able to discuss new findings or techniques in health services research of cleft care.

Maternal Folic Acid Intake And Oral Clefts In Puerto Rican Children
8:00 - 8:10 am
Carmen Buxo
Abstract: 281

Enteral Feeding Tube Placement In Patients Born With Orofacial Clefts
8:10 - 8:20 am
Thanapoom Boonipat
Abstract: 282

Exceptional Services: Special Education Use In Elementary School Children With A Nonsyndromic Orofacial Cleft
8:20 - 8:30 am
Stephanie Watkins
Abstract: 283

Do Sociodemographics Influence Cleft Lip And Palate Treatment? One Hospital's Experience With Nasoalveolar Molding
8:30 - 8:40 am
Isabella Guajardo
Abstract: 284

Assessing Burden Of Care In The Cleft Lip And Palate Patient: Factors Influencing Success And Failure Of Nasoalveolar Molding
8:40 - 8:50 am
Riley Dean
Abstract: 285

Discussion
8:50 - 9:00 am

Concurrent General Session E: ASCFS Panel - Current Concepts in Treatment Planning of Advanced Craniofacial Anomalies
8:00 - 10:00 am - Broadmoor Hall E
Chair: Stephen B. Baker, DDS, MD
Craig Birgfeld, Jesse Taylor, Raymond Harshbarger
Educational Objective(s): Each learner will be able to discuss at least two approaches to using technology in the planning of craniofacial surgery.

Abstract: 286

Morning Break
10:00 - 10:30 am - Broadmoor Hall Foyer

Virtual Planning in Craniomaxillofacial Surgery
10:30 am - 12:30 pm - Broadmoor Hall E
Chair: Sean P. Edwards, MD, DDS, FRCDC
Sean Edwards, John Caccamese, Gerhard Munding
Educational Objective(s): Each learner will be able to discuss virtual planning and how it is used in a variety of surgeries.
Abstract: 287

American Cleft Palate-Craniofacial Association

– ACPA BOARD OF DIRECTORS



President
Robert J. Havlik, MD, FAAP, FACS
Milwaukee, Wisconsin



President-Elect
Amelia F. Drake, MD
Chapel Hill, North Carolina



Past-President
Richard E. Kirschner, MD
Columbus, Ohio



Vice President
Bernard J. Costello, DMD, MD, FACS
Pittsburgh, Pennsylvania



Vice President-Elect
Patricia H. Glick, DMD, MS
Phoenix, Arizona



Communications Officer
Carrie L. Heike, MD, MS
Seattle, Washington



Treasurer
John A. Giroto, MD, MMA, FAAP, FACS
Grand Rapids, Michigan

BOARD MEMBERS



Patricia D. Chibbaro, RN, MS, CPNP
New York, New York (2019)



Scott A. Dailey, PhD
Iowa City, Iowa (2018)



Lynn M. Fox, MA, MEd, CCC-SLP
Chapel Hill, North Carolina (2017)



Oksana A. Jackson, MD
Wynnewood, Pennsylvania (2019)



Ana M. Mercado, DMD, PhD
Westerville, Ohio (2017)



Kristina Wilson, PhD, CCC-SLP
Houston, Texas (2018)

EX-OFFICIO



Jack C. Yu, DMD, MD, MS Ed
Editor, The Cleft Palate-Craniofacial Journal
Augusta, Georgia



Marilyn Cohen, LSLP
President, Cleft Palate Foundation
Moorestown, New Jersey



Wendy-Jo Toyama, MBA, CAE
Executive Director, ACPA
Chapel Hill, North Carolina

2017 ACPA Committees and Task Forces

EXECUTIVE COMMITTEE

Robert J. Havlik, MD
Amelia F. Drake, MD
Bernard J. Costello, DMD, MD, FACS
Patricia H. Glick, DMD, MS
John A. Giroto, MD, MMA, FAAP, FACS
Carrie L. Heike, MD, MS
Richard E. Kirschner, MD

75TH ANNIVERSARY TASK FORCE

Ross E. Long, DMD, MS, PhD, *Chair*
Marilyn A. Cohen, LSLP
Ronald R. Hathaway, DDS, MS, MS
Kathleen A. Kapp-Simon, PhD
James A. Lehman, MD
Jeffrey L. Marsh, MD
Mohammad Mazaheri, MDD, DDS, MSc
Jerald B. Moon, PhD
Andrea O. Ray, MD
Peter M. Spalding, DDS, MS, MS
Ronald P. Strauss, DMD, PhD
Judith E. Trost-Cardamone, PhD
Bernard J. Costello, DMD, MD, FACS, *Board Liaison*
Wendy-Jo Toyama, MBA, CAE and
Jessica Kokos, *National Office Team Liaisons*

AUDIT COMMITTEE

Lynn M. Fox, MA, MEd, CCC-SLP, *Chair*
Scott A. Dailey, PhD
Ana M. Mercado, DMD, PhD
Oksana Jackson, MD
Wendy-Jo Toyama, MBA, CAE,
National Office Team Liaison

EDUCATION COMMITTEE

Jamie L. Perry, PhD, CCC-SLP, *Chair*
G. E. Ghali, DDS, MD, *Co-Chair*
Jo G. Artz, RN
Adriane L. Baylis, PhD, CCC-SLP
Noreen Clarke, MSN, RN
Sean P. Edwards, MD, DDS, FRCDC
Jesse Goldstein, MD
John Jensen, MD
Alison R. Scheer-Cohen, PhD
Emet D. Schneiderman, PhD
Christian J. Vercler, MD
Scott A. Dailey, PhD, *Board Liaison*
Wendy-Jo Toyama, MBA, CAE and
Jessica Kokos, *National Office Team Liaisons*

HONORS AND AWARDS

SELECTION PANEL

Ronald P. Strauss, DMD, PhD, *Chair*
Peggy Buchholz, RN, BSN
Roberto Flores, MD
Anand Kumar, MD
Mohammad Mazaheri, MDD, DDS, MSc
Earl J. Seaver, PhD
Lynn M. Fox, MA, MEd, CCC-SLP, *Board Liaison*
Peggy M. Smith, *National Office Team Liaison*

MANAGEMENT AND FINANCE COMMITTEE

John A. Giroto, MD, MMA, FAAP, FACS, *Chair*
Patricia D. Chibbaro, RN, MS, CPNP
Marilyn A. Cohen, LSLP
Angela J. Dixon, MA

Amelia F. Drake, MD
Deji V. Fashemo, DDS, MPH
Robert J. Havlik, MD
Richard E. Kirschner, MD
Ann W. Kummer, PhD, CCC-SLP
Howard M. Saal, MD
Jack Yu, DMD, MD, MS, Ed
Wendy-Jo Toyama, MBA, CAE,
National Office Team Liaison

MEMBERSHIP COMMITTEE

Kristina J. Aldridge, PhD, *Chair*
Elliott H. Chen, MD
Sivakumar Chinnadurai, MD
Katrina M. Dipple, MD, PhD
Jennifer Fessler, MSW
Michael T. Friel, MD, FAAP
Tasha Hall, DMD, MSD
Michael A. Lypka, MD, DMD
Robert J. Mann, MD
Prasad Nalabothu, MDS, FCFD
Melisande Ploutz, RN, MS, CPNP
Richard J. Redett, MD
Amanda M. Smith, RN, BSN-CPN
Michael J. VanLue, PhD, CCC-SLP
Jennifer E. Woerner, DMD, MD
Carrie L. Heike, MD, MS, *Board Liaison*
Alyssa S. Kirkman, *National Office Team Liaison*

2017 PROGRAM COMMITTEE

Bernard J. Costello, DMD, MD, FACS, *Chair*
Gregory C. Allen, MD
Adriane L. Baylis, PhD, CCC-SLP
John F. Caccamese, DMD, MD, FACS
Amy L. Conrad, PhD
Frederic W. Deleyiannis, MD, MPhil, MPH
Sean P. Edwards, MD, DDS, FRCDC
Yvonne R. Gutierrez, MD
Jamie S. Idelberg, BS, RDH
Noel Jabbour, MD
Oksana A. Jackson, MD
Alexis L. Johns, PhD
Margaret Langham, PNP
Kristen M. Lowe, DDS, MS
Mark P. Mooney, PhD
Jennifer E. Woerner, DMD, MD
Isaac L. Wornom, III, MD
Amelia F. Drake, MD, *Board Liaison*
Jessica Kokos, *National Office Team Liaison*

2018 PROGRAM COMMITTEE

Patricia H. Glick, DMD, MS, *Chair*
Craig B. Birgfeld, MD
Johnathan S. Black, MD
Noreen Clarke, RN, MSN, CNS
Johnathan S. Black, MD
Joli C. Chou, DMD, MD
Kelly Nett Cordero, PhD, CCC-SLP
Canice E. Crerand, PhD
Jean-Charles Doucet, DMD, MD, MSc, FRCDC
Matthew D. Ford, MS
Donna M. McDonald-McGinn, MS, CGC
Nancy Minugh-Purvis, PhD
Hyun-Duck Nah, DMD, MSD, PhD
Alison R. Scheer-Cohen, PhD
Lindsay A. Schuster, DMD, MS

Jesse A. Taylor, MD
Christian J. Vercler, MD
Bernard J. Costello, DMD, MD FACS, *Board Liaison*
Jessica Kokos, *National Office Team Liaison*

TASK FORCE ON AMERICLEFT-SURGERY GROUP

Thomas J. Sitzman, MD, *Chair*
Alexander C. Allori, MD, MPH
Stephen P. Beals, MD
David M. Fisher, MB, Bch, FRCSC, FACS
Jeffrey R. Marcus, MD
Damir Matic, MD, MSc
Thomas D. Samson, MD
Raymond Tse, MD, FRS(C)

TASK FORCE ON AMERICLEFT-PSYCHOSOCIAL

Kathleen A. Kapp-Simon, PhD, *Chair*
Meredith Albert, PhD
Claudia Crilly Bellucci, MS
Amy L. Conrad, PhD
Mary Mike Craddock, PhD
Canice E. Crerand, PhD
Carolynne V. Garrison, PhD
Celia Heppner, PsyD
Alexis L. Johns, PhD
Farah Sheikh, MSW, RSW
Karen W. Wong, MD, MSc, FRCSC
Suzanne C. Woodard, MS

TASK FORCE ON AMERICLEFT-ORTHODONTIC GROUP

Ross E. Long, DMD, MS, PhD, *Chair*
John Daskalogiannakis, DDS, MSc, FRCDC(C)
Jean-Charles Doucet, DMD, MD, MSc, FRCDC
Jennifer Fessler, MSW
Patricia H. Glick, DMD, MS
Ronald Reed Hathaway, DDS, MS, MS
Ana M. Mercado, DMD, PhD
Gunvor Semb, DDS, PhD
William C. Shaw, PhD, MScD, BDS
Kathleen A. Russell, DDS, MSc
Lexi Weaver

TASK FORCE ON AMERICLEFT-SPEECH GROUP

Kathy L. Chapman, PhD, *Chair*
Adriane L. Baylis, PhD, CCC-SLP
Kelly Nett Cordero, PhD, CCC-SLP
Angela J. Dixon, MA
Cindy J. Dobbeltsteyn, MSc
Debbie Sell, PhD
Anna K. Thurmes, MA, CCC
Judith E. Trost-Cardamone, PhD
Kristina Wilson, PhD, CCC-SLP

COMMISSION ON APPROVAL OF TEAMS

Jamie S. Idelberg, BS, RDH, *Chair*
Greg Bowden, CFRE
Alvaro A. Figueroa, DDS, MS
Celia E. Heppner, PsyD
Martha S. Matthews, MD
Mollie Mulvanity
Pat Ricalde, DDS, MD
Aaron M. Tanner, MS, CCC-SLP
Hillary Jones, *National Office Team Liaison*

The Cleft Palate-Craniofacial Journal

EDITORIAL BOARD

Editor

Jack C. Yu, DMD, MD, MS Ed
Augusta, GA

Associate Editor

Stephen F. Conley, MD, MS
Milwaukee, WI

SECTION EDITORS

Anatomy/Basic Sciences

Mark P. Mooney, PhD
Pittsburgh, PA

Gregory M. Cooper, PhD
Pittsburgh, PA

Behavioral Sciences

Canice E. Crerand, PhD
Columbus, OH

Alessia L. Johns, PhD
Los Angeles, CA

Craniofacial Surgery

John A. Giroto, MD, MMA, FAAP, FACS
Grand Rapids, MI

Lisa R. David, MD
Winston-Salem, NC

Michael T. Friel, MD, FAAP
Jackson, MS

Dentistry

Kirt E. Simmons, DDS, PhD
Roland, AR

Christos Katsaros, DDS,
Dr med dent, Odont Dr/PhD
Bern, Switzerland

Richard Bruun, DDS
Boston, MA

Epidemiology

Suzan Carmichael, PhD
Stanford, CA

Cynthia H. Cassell, MA, PhD
Atlanta, GA

Stephanie Watkins, PhD, MSPH, MSPT
Fayetteville, NC

Ethics / Health Policies and Perspectives

Helen M. Sharp, PhD
Forest Grove, OR

Genetics

Peter A. Mossey, PhD, BDS
Dundee, Scotland

Michele Rubini, MD
Ferrara, Italy

Oral/Maxillofacial Surgery

Sidney B. Eisig, DDS
New York, NY

Otolaryngology

Steven I. Goudy, MD
Atlanta, GA

Pediatrics

Yvonne R. Gutierrez, MD
Los Angeles, CA

Plastic and Reconstructive Surgery

Brian C. Sommerlad, MB, BS, FRCGS
Chelmsford, United Kingdom

Davinder J. Singh, MD
Phoenix, AZ

Arun K. Gosain, MD
Chicago, IL

Speech-Language Pathology

Debbie Sell, PhD
London, United Kingdom

Tim Bressmann, PhD
Toronto, ON Canada

JOURNAL EDITORS 1964-PRESENT

Volumes 1 through 6, 1964-1969..... Hughlett L. Morris, PhD
Volumes 7 through 12, 1970-1975 Robert L. Harding, MD, DDS
Volumes 13 through 18, 1976-1981 Betty Jane McWilliams, PhD
Volumes 19 through 21, 1982-1984..... R. Bruce Ross, DDS, MSc
Volumes 22 through 25, 1985-1988..... Ralph L. Shelton, PhD
Volumes 26 through 28, 1989-1991..... Robert J. Shprintzen, PhD
Volumes 29 through 33, 1992-1997 Stewart R. Rood, PhD
Volumes 34 through 44, 1998-2007..... Jerald B. Moon, PhD
Volumes 45 through 47, 2008-2010 Arshad R. Muzaffar, MD
Volume 48, 2011..... Thomas W. Guyette, PhD
Volumes 48+, 2011-present Jack Yu, DMD, MD, MS Ed

ACPA Past Presidents

Linwood Grace, DDS.....	1943-1944	William C. Trier, MD.....	1981
Cloyd S. Harkins, DDS.....	1945	Donald W. Warren, DDS, PhD.....	1982
Walter Wright, DDS.....	1946	Duane Van Demark, PhD.....	1983
Frank Fox, DDS.....	1947	Leslie M. Holve, MD.....	1984
Leonard S. Fletcher, DDS.....	1948	George J. Chierici, DDS.....	1985
William J. Robinson, DDS.....	1949	Sally J. Peterson-Falzone, PhD.....	1986
Nathaniel A. Olinger, DDS.....	1950	Robert W. Parsons, MD.....	1987
John F. Harkins, DDS.....	1951	Charles R. Kremenak, DDS.....	1988
Herbert Koepp-Baker, PhD.....	1952	David P. Kuehn, PhD.....	1989
Sumner Palardy, DDS.....	1953	Alphonse R. Burdi, PhD.....	1990
Robert Harding, DDS, MD.....	1954	James A. Lehman, Jr., MD.....	1991
Cecil Conroy, DDS.....	1955	Albert H. Guay, DMD.....	1992
Eugene T. McDonald, EdD.....	1956	Mary Anne Witzel, PhD.....	1993
Donald M. Glover, MD.....	1957	Libby F. Wilson, MD.....	1994
Stephen P. Forrest, DDS.....	1958	Robert M. Mason, PhD, DMD.....	1995
Jack Matthews, PhD.....	1959	Ronald P. Strauss, DMD, PhD.....	1996
J. J. Longacre, MD.....	1960	Rodger M. Dalston, PhD.....	1997
Samuel Pruzansky, DDS.....	1961	Jeffrey L. Marsh, MD.....	1998
D. C. Priestestersbach, PhD.....	1962	Katherine Dryland Vig, BDS, MS, DOrth.....	1999
Richard C. Webster, MD.....	1963	Marilyn C. Jones, MD.....	2000
J. Daniel Subtelny, DDS.....	1964	John E. Riski, PhD.....	2001
Betty Jane McWilliams, PhD.....	1965	Ross E. Long, Jr., DMD, PhD.....	2002
Peter Randall, MD.....	1966	Don LaRossa, MD.....	2003
Mohammad Mazaheri, DDS.....	1967	Michael Karnell, PhD.....	2004
Herold Lillywhite, PhD.....	1968	Marilyn A. Cohen, BA, LSLP.....	2005
Ross H. Musgrave, MD.....	1969	A. Michael Sadove, MD.....	2006
William H. Olin, DDS.....	1970	Peter M. Spalding, DDS, MS, MS.....	2007
Elise Hahn, PhD.....	1971	Kathleen A. Kapp-Simon, PhD.....	2008
John W. Curtin, MD.....	1972	Michael J. Buckley, DMD, MS, MBA.....	2009
William R. Laney, DMD.....	1973	Isaac L. Wornom, III, MD.....	2010
Hughlett L. Morris, PhD.....	1974	Jerald B. Moon, PhD.....	2011
Verner V. Lindgren, MD.....	1975	Howard M. Saal, MD.....	2012
Howard Aduss, DDS.....	1976	Mark P. Mooney, PhD.....	2013
Kenneth R. Bzoch, PhD.....	1977	Helen M. Sharp, PhD.....	2014
John Q. Owsley Jr., MD.....	1978	Ronald Reed Hathaway, DDS, MS.....	2015
R. Bruce Ross, DDS.....	1979	Richard E. Kirschner MD.....	2016
Ralph Shelton, PhD.....	1980		

ACPA Award Winners

ACPA HONORS OF THE ASSOCIATION

Robert H. Ivy, MD, DDS.....	1963
Herbert K. Cooper, DDS.....	1965
Josef Warkany, MD.....	1966
Herbert Koepp-Baker, PhD.....	1967
Poul Fogh-Andersen, MD.....	1973
F. Clarke Fraser, PhD, MD.....	1974
Samuel Pruzansky, DDS, MS.....	1976
Dr. Muriel Morley, England.....	1977
Joanne D. Subtelny, PhD.....	1980
J. Daniel Subtelny, DDS, MS.....	1980
Hughlett L. Morris, PhD.....	1982
Wilton M. Krogman, PhD.....	1983
D. Ralph Millard, Jr., MD.....	1985
Peter Randall, MD.....	1986
Betty Jane McWilliams, PhD.....	1987
Mohammad Mazaheri, DDS, MSc.....	1989
Paul L. Tessier, MD.....	1991
Donald W. Warren, DDS, PhD.....	1992
Robert J. Gorlin, DDS, MS, DSc.....	1993
Philip J. Boyne, DMD, MS, DSc.....	1994
Malcolm Johnston, DDS, MSCD, PhD.....	1995
M. Michael Cohen, Jr., DMD, PhD.....	1996
Sylvan Stool, MD.....	1997
Ralph L. Shelton, Jr., PhD.....	1998
M. Samuel Noordhoff, MD.....	2000
Harold C. Slavkin, DDS, PhD.....	2001
Betty Jane Philips, PhD.....	2002
Leonard T. Furlow, Jr., MD.....	2004
Rodger M. Dalston, PhD.....	2005
Ronald P. Strauss, DMD, PhD.....	2007
Karlind T. Moller, PhD.....	2009
Sheldon W. Rosenstein, DDS, MSD.....	2010
Ross E. Long, Jr., DMD, MS, PhD.....	2012
Karin Vargervik, DDS.....	2012
Henry K. Kawamoto, Jr., MD.....	2014
R. Bruce Ross, DDS, MSc.....	2015
Samuel Berkowitz, DDS, MS.....	2016

ACPA VISITING SCHOLARS

The ACPA Visiting Scholar Program has been continuously funded in part through a grant by Stryker.

Dr. Michael Jainsch, Plastic Surgeon, Hungary.....	1995
Dr. Wiratt Chantharatanapiboon, Plastic Surgeon, Thailand.....	1996
Ms. Juanita Prada, Team Coordinator, Colombia.....	1997
Dr. Raymund Joaquin Erese, Plastic Surgeon, Philippines.....	1998
Dr. Om Prakash Kharbanda, Orthodontist, India.....	1999
Dr. Anna Gerasimova, Speech-Language Pathologist, Russia.....	2000
Dr. Pradip Shetye, Orthodontist, India.....	2001
Ms. Miikyong Park, Speech-Language Pathologist, Korea.....	2002
Dr. Vuthy Chhoeurn, Plastic Surgeon, Cambodia.....	2003
Dr. Glenda H. De Villa, Oral/Maxillofacial Surgeon, Philippines.....	2004
Dr. Peter Donkor, Oral/Maxillofacial Surgeon, Ghana.....	2005
Dr. Mehmet Okan Akcam, Orthodontist, Turkey.....	2006

ACPA DISTINGUISHED SERVICE AWARD OF THE ASSOCIATION

Hughlett L. Morris, PhD.....	1970
Duane C. Priestestersbach, PhD.....	1973
Kenneth R. Bzoch, PhD.....	1974
Peter Randall, MD.....	1974
Betty Jane McWilliams, PhD.....	1975
Robert L. Harding, MD, DDS.....	1976
Asa J. Berlin, PhD.....	1977
Charlotte G. Wells, PhD.....	1977
Michael L. Lewin, MD.....	1978
Ross H. Musgrave, MD.....	1978
Mohammed Mazaheri, DDS, MSc.....	1979
Herold S. Lillywhite, PhD.....	1980
Morton S. Rosen, DDS.....	1980
Flora P. Berk.....	1982
Albert H. Guay, DMD.....	1984
Donald W. Warren, DDS, PhD.....	1984
William C. Trier, MD.....	1987
Ralph L. Shelton, PhD.....	1989
R. Bruce Ross, DDS, MSc.....	1991
Mary Pannbacker, PhD.....	1992
Betty Jane Philips, EdD.....	1993
Patricia A. Landis, MA.....	1995
Robert W. Parsons, MD.....	1996
Mary Helen Hough.....	1997
Beatrice G. Kilwein.....	1997
Ronald P. Strauss, DMD, PhD.....	1998
James A. Lehman, Jr., MD.....	2000
Sally Peterson-Falzone, PhD.....	2001
Jeffrey L. Marsh, MD.....	2002
Marilyn C. Jones, MD.....	2003
Ross E. Long, Jr. DMD, MS, PhD.....	2005
Robert M. Mason, DMD, PhD.....	2006
Samuel Berkowitz, DDS, MS.....	2007
Katherine Vig, BDS, MS, D.Orth, FDS(RCS).....	2008
Marilyn A. Cohen, LSLP.....	2011
Judith Trost-Cardamone, PhD.....	2012
Kim S. Uhrich, MSW.....	2012
Don LaRossa, MD.....	2014
Jerald B. Moon, PhD.....	2016

Dr. Seyad Abolhassan Emami, Plastic Surgeon, Iran.....	2007
Dr. Pawan Nyachhyon, Oral/Maxillofacial Surgery, Nepal.....	2008
Dr. Ariuntuul Garidkhuu, Prosthodontics, Mongolia.....	2009
Dr. Fadekemi Oginni, Oral/Maxillofacial Surgeon, Nigeria.....	2010
Mr. Kuenzang Dorji, Speech Therapist, Bhutan.....	2011
Dr. Margot Escobedo, Orthodontist, Perú.....	2012
Dr. Aliaa Khadre, Orthodontist, Egypt.....	2013
Dr. Gerald Isiekwe, Orthodontist, Nigeria.....	2014
Dr. Gayatri Moghe-Ghadyalpatil, Orthodontist, India.....	2015
Dr. Jorge Oviedo, Oral/Maxillofacial Surgeon, Costa Rica.....	2016
Dr. Solomon Obiri-Yeboah, Oral/Maxillofacial Surgeon, Ghana.....	2017

ACPA Financial Statements FY2016

STATEMENT OF FINANCIAL POSITION June 30, 2016

ASSETS

Current Assets

Cash and cash equivalents	\$431,575
Accounts receivable	\$18,547
Due from The Cleft Palate Foundation	\$76,686
Bequest receivable, current	\$384,373
Grant receivable- The Cleft Palate Foundation	\$132,310
Other assets	\$44,757
Total current assets	\$1,088,248

Non-Current Assets

Bequest receivable, net, non-current	\$344,439
Investments	\$797,746
Total non-current assets	\$1,142,185

Fixed Assets

Building, furniture, equipment, and software	\$681,055
Less: accumulated depreciation/amortization	(\$357,715)
Total fixed assets	\$323,340
TOTAL ASSETS	\$2,553,773

LIABILITIES AND NET ASSETS

Current Liabilities

Accounts payable	\$34,492
Accrued liabilities	\$29,010
Deferred revenue	\$214,137
Total current liabilities	\$277,639

Net Assets

Unrestricted	\$1,407,615
Temporarily restricted	\$868,519
Total net assets	\$2,276,134
TOTAL LIABILITIES AND NET ASSETS	\$2,553,773

STATEMENT OF ACTIVITIES For the year ended June 30, 2016

Operating Revenues and Other Support

	Unrestricted	Temporarily restricted	Total
Membership dues and fees	\$410,419		\$410,419
Annual Meeting			
• Exhibits	\$54,205		\$54,205
• Commercial support	\$38,585		\$38,585
• Registration	\$334,618		\$334,618
Cleft Palate-Craniofacial Journal	\$45,000		\$45,000
CAT application fees	\$28,740		\$28,740
Grants	\$115,000	\$139,707	\$254,707
Individual Contributions	\$169	\$728,812	\$728,981
Other Income	\$22,260		\$22,260
Total operating revenues and support	\$1,048,996	\$868,519	\$1,917,515

Operating expenses

Programs			
• Membership and team services	\$226,534		\$226,534
• Annual Meeting	\$478,327		\$478,327
• Educational and research initiatives	\$51,514		\$51,514
• Cleft Palate-Craniofacial Journal	\$55,661		\$55,661
• Outreach and alliances	\$26,259		\$26,259
• Team standards	\$26,975		\$26,975
Total program expenses	\$865,270		\$865,270
Management and general	\$364,695		\$364,695
Total operating expenses	\$1,229,965		\$1,229,965
Excess (deficiency) of operating revenues and other support over operating expenses	(\$180,969)	\$868,519	\$687,550

Nonoperating Support and Revenues

Investment income (loss)	(\$4,208)		(\$4,208)
Change in net assets	(\$185,177)	\$868,519	\$683,342

Net Assets

Beginning of year	\$1,592,792		\$1,592,792
End of year	\$1,407,615	\$868,519	\$2,276,134

Cleft Palate Foundation

CPF BOARD OF DIRECTORS



President

Marilyn A. Cohen, LSLP
Moorestown, New Jersey



Secretary

Nichelle Berry Weintraub, MSIE
Charlotte, North Carolina



Treasurer

John A. Giroto, MD, MMA, FAAP, FACS
Grand Rapids, Michigan

DIRECTORS



Lori Cilley, DO
Moorestown, New Jersey



Lisa Lakritz, MS, OTR/L
San Diego, California



Amy Mackin, JD
Durham, North Carolina



Howard M. Saal, MD
Cincinnati, Ohio



Earl "Gip" Seaver, PhD
DeKalb, Illinois



Michael T. Friel, MD
Jackson, Mississippi



Yvonne R. "Bonnie" Gutierrez, MD
Los Angeles, California

Virginia "Ginger" Hinton, PhD
Greensboro, North Carolina



Robert J. Havlik, MD, FAAP, FACS
Milwaukee, Wisconsin

HONORARY CHAIR

Stacey Keach

HONORARY BOARD OF TRUSTEES

Claire A. Crawford

James A. Lehman, Jr., MD

Posey Randall

Scott Schultz

2017 CPF Committees

AUDIT COMMITTEE

Earl "Gip" Seaver, PhD, *Chair*
 Michael Friel, MD
 Amy Mackin, JD
 Wendy-Jo Toyama, MBA, CAE,
National Office Team Liaison

BERKOWITZ AWARD COMMITTEE

Kathy Chapman, PhD, *Chair*
 Lina Moreno, DDS
 Margot Stein, PhD
 Marie Tolarova, MD, PhD, DSc
 Jack Yu, DMD, MD, MS Ed
 Earl "Gip" Seaver, PhD, *Board Liaison*
 Stephanie Williamson, MS, *National Office Team Liaison*

DONNA PRUZANSKY MEMORIAL FUND COMMITTEE

Sibyl Scheve, RN, BSN, *Chair*
 Cassandra Aspinall, MSW, ACSW, LICSW
 Dana Dickson, RN, BA, CCM
 Cheryl Grellner, RN, BSN
 Lora Hindenburg, RN, MSN
 Elena Hopkins, RN, MS, PN
 Dawn Leavitt, RN, BSN
 Kendra-Ann Nugent, RN
 Adebola Olarewaju, MSN, RNC-NIC, CPNP
 Melissa Raines, APNP
 Sharon Vargas, RN, BSN
 Virginia Hinton, PhD, *Board Liaison*
 Stephanie Williamson, MS, *National Office Team Liaison*

LEADERSHIP AWARD

Mary Ellen Alexander, RN, MN, *Chair*
 Deji Fashemo, DDS, MPH
 Amanda Gosman, MD

Luiz Pimenta, DDS, PhD
 Aaron Tanner, MS, CCC-SLP
 Michael Friel, MD, FAAP, *Board Liaison*
 Stephanie Williamson, MS, *National Office Team Liaison*

MANAGEMENT AND FINANCE COMMITTEE

John A. Giroto, MD, MMA, FAAP, FACS, *Chair*
 Patricia D. Chibbaro, RN, MS, CPNP
 Marilyn A. Cohen, LSLP
 Joli C. Chou, DMD, MD
 Angela J. Dixon, MA
 Amelia F. Drake, MD
 Deji V. Fashemo, DDS, MPH
 Robert J. Havlik, MD
 Richard E. Kirschner, MD
 Howard M. Saal, MD
 Jack Yu, DMD, MD, MS, Ed
 Wendy-Jo Toyama, MBA, CAE,
National Office Team Liaison

PUBLICATIONS COMMITTEE

Lynn Fox, MA, MEd, CCC-SLP, *Chair*
 Sharon Aronovich, DMD, *Co-Chair*
 Oluwaseun Adetayo, MD
 Gregory Allen, MD
 Anne Bedwinek, PhD, CCC-SLP
 Katrina Dipple, MD, PhD
 Angela Dixon, MA
 Celia Heppner, PsyD
 Lora Hindenburg, RN, MSN
 Daniel Jaffurs, MD, PhD
 Michael Jaskolka, DDS, MD, FACS
 Alexis Johns, PhD
 David Low, MD
 Leanne Magee, PhD

Martha Matthews, MD
 Albert Oh, MD
 Douglas Olson, DMD, MS
 Carol Ritter, RN, BSN
 Sherard Tatum, MD
 Nichelle Weintraub, MSIE, *Board Liaison*
 Stephanie Williamson, MS,
National Office Team Liaison

RESEARCH GRANTS COMMITTEE

Jamie Perry, PhD, CCC-SLP, *Chair*
 Canice Crerand, PhD
 Sidney Eisig, DDS
 Christian Albert El Amm, MD
 Oksana Jackson, MD
 Mark Mooney, PhD
 Howard Saal, MD, *Board Liaison*
 Stephanie Williamson, MS,
National Office Team Liaison

SCHOLARSHIP COMMITTEE

Dianne Altuna, MS/CCC-SLP, *Chair*
 Caitlin Church, BS
 Bonnie Padwa, DMD, MD
 Earl Seaver, PhD
 Manish Valiathan, MSD, DDS
 Lori Cilley, DO, *Board Liaison*
 Stephanie Williamson, MS,
National Office Team Liaison

CPF Past Presidents

Rex A. Peterson, MD..... 1973-1974
 Robert W. Blakeley, PhD 1974-1975
 Peter Randall, MD 1975-1976
 Donald W. Warren, DDS, PhD.. 1976-1977
 Morton S. Rosen, DDS..... 1977-1978
 Samuel Berkowitz, DDS, MS..... 1978-1979
 Joyce E. Heller, PhD 1979 -1980
 Sylvan E. Stool, MD..... 1980-1981
 Mohammad Mazaheri, DDS..... 1981-1982
 Betty Jane McWilliams, PhD 1982-1983
 Michael L. Lewin, MD 1983-1984
 William C. Trier, MD 1984-1990
 Jeffrey L. Marsh, MD 1990-1996
 James A. Lehman, Jr., MD 1996-1999
 Earl J. 'Gip' Seaver, PhD 2000-2012

CPF Leadership Award

Hyman Gardsbane, DO 1988
 Elisabeth Bednar 1989
 Donnie Schlereth 1990
 Bernice Bergen 1991
 Karen Schudson 1992
 Pamela Onyx 1993
 Peg Bryner, EdD 1994
 Betsy Wilson 1995
 Rochelle "Rickie" Anderson 1996
 Joanne Greene 1997
 Hope E. Charkins, MSW 1998
 William D. Eiserman, PhD 1999
 Arthur and Shelly Green 2000
 Karen Le Clair 2001
 Julie DeLaurier 2002

Ginny Patzer 2003
 Carrie Gruman-Trinkner 2004
 Debbie Oliver 2005
 Cheryl Hendrickson 2006
 Paula Goldenberg, MD 2007
 Claire Crawford 2008
 Harriet Fisher 2010
 Paula Miller 2011
 Zeb and Meaghan Carabello 2012
 Maria Teresa 2014
 Timothy and Pamela Baker 2015
 Cleft India Parents Association (CIPA)... 2016

CPF Financial Statements FY2016

STATEMENT OF FINANCIAL POSITION June 30, 2016

ASSETS

Current Assets	
Cash and cash equivalents	\$634
Accounts receivable	\$7,081
Prepaid expenses	\$1,889
Total current assets	\$9,604
Investments	\$1,097,373
Fixed Assets	
Building	\$149,435
Less accumulated depreciation	(\$64,081)
Total fixed assets	\$85,354
TOTAL ASSETS	\$1,192,331

LIABILITIES AND NET ASSETS

Current Liabilities	
Accounts payable	\$19,306
Accrued liabilities	\$1,093
Grant payable – American Cleft Palate-Craniofacial Association	\$132,310
Due to American Cleft Palate-Craniofacial Association	\$76,686
Total current liabilities	\$229,395
Net Assets	
Unrestricted	\$124,830
Temporarily restricted	
• Program purposes	\$255,906
• Accumulated endowment earnings	\$240,406
Total temporarily restricted	\$496,312
Permanently restricted	\$341,794
Total net assets	\$962,936
TOTAL LIABILITIES AND NET ASSETS	\$1,192,331

STATEMENT OF ACTIVITIES For the year ended June 30, 2016

Operating Revenues and Other Support

	Unrestricted	Temporarily restricted	Permanently restricted	Total
Contributions	\$138,107	\$52,140		\$190,247
Pamphlet and bear sales	\$36,160			\$36,160
Net assets released from restrictions	\$27,209	(\$27,209)		
Total operating revenues and support	\$201,476	\$24,931		\$226,407

Operating expenses

Programs				
• Family services	\$103,899			\$103,899
• Educational and research initiatives	\$275,411			\$275,411
• Outreach and alliances	\$76,943			\$76,943
Total program expenses	\$456,253			\$456,253
Management and general	\$152,125			\$152,125
Fundraising	\$37,439			\$37,439
Total operating expenses	\$645,817			\$645,817
Excess (deficiency) of operating revenues and other support over operating expenses	(\$444,341)	\$24,931		(\$419,410)

Nonoperating Support and Revenues

Investment income (loss)	\$2,728	(\$10,659)		(\$7,931)
CHANGE IN NET ASSETS	(\$444,613)	\$14,272		(\$427,341)

Net Assets

Beginning of year	\$566,443	\$482,040	\$341,794	\$1,390,277
End of year	\$124,830	\$496,312	\$341,794	\$962,936

2016 CPF Donors

Distinguished Benefactor (\$10,000+)

Children's Healthcare of Atlanta
Cleftstrong

Honored Benefactor (\$5,000-9,999)

Sol and Naomi Berman
Charitable Foundation
Children's Hospital of San Antonio

Benefactor (\$2,500-\$4,999)

Land Realty Inc.
Lori Cilley
Michael Friel*
Thomas Biermann

Patron (\$1,000-\$2,499)

Broadmoor Resort Hotel
David Low*
Earl Seaver*
Howard Saal*
Isaac Wornom, III*
James Lehman*
John and Joanna Falb
John Giroto*
Kimberly Welding
Marilyn Cohen*
Martha Weber
Nicholas and Sally Falzone*
Robert Havlik*
Rosario Mayro*
Ruth A. Hoffman
Samuel Maurice*
Sasha and Nichelle Berry Weintraub
Seth Deitchman
Silvia Blemker*
Timothy Marten*
Wendy-Jo Toyama*
William Hoffman*
Yvonne Gutierrez*

Partner (\$750-\$999)

Alexander Weintraub
Daniel J. Brachman
Michael Petersen
Peggy Buchholz*
Shawn R. Lockery
Wanda Lee
Westin- La Paloma
Westin Pittsburgh

Supporter (\$500-749)

Anne Boekelheide*
Catherine Wornom
Cristina Incorvati
David Klingseisen
Donald Warren*
Douglas Courtemanche*
Iris Sageser*
James Clark
Jesse Taylor*
Joan P. Lowry
Katherine McNabb
Kim Kinard
Liang-Yu Chen
Marilyn Jones*
Mark and Susan McDonough
Mimis Cohen*
R.P. Stephen and Kathy Davis
Richard Bruun*
Richard Burton*
Richard James Nissen*

Rodger Dalston*
Ronald Bellohusen*
Stacey Folk*
Virginia Hinton*
Walt Disney World
Wendy Greene

Friend (\$250-499)

Alexander Figueroa*
Alvaro Figueroa*
Amelia Drake*
Amy Mackin
Angelina Loo*
Arlene Dagys*
Atlanta Convention Bureau
Barbara Sheller*
Brian Gilbert
Bryan Williams*
Cheryl Anderson-Cermin*
Claudia Sanchez
Cynthia Verchere*
Daniel Cook*
David Motoki*
Dianne Altuna*
Doris Liu
Douglas Swol
Duane VanDemark*
Elizabeth Allen*
Gary Neiman*
Gloucester High School Interact Club
Gracie Sturdivant
Heather Krieger
J.C. Shirley*
Jerald Moon*
Jim Williamson
John and Peggy Bryner
John and Rebecca Richards
John Grant*
John Teichgraeber*
Judith LeDuc*
Karlind Moller*
Kathleen Kapp-Simon*
Kathleen Leon
Laura Workman*
Leslie Holve*
Libby Wilson*
Linda Vallino Napoli*
Martha Matthews*
Mary O'Gara*
Matt and Laura Livingood
Norma Exner
Oksana Jackson*
Oral & Maxillofacial Surgery Club
Peter Spalding*
Peter Wang*
Preeti and Ajay Nagarkatte
Richard Kirschner*
Robert Parsons*
Sidney Eisig*
Stuart Frost
Timothy Trowbridge

Affiliate (\$100-\$249)

A. Mark Boustred*
Amy P. Lee
Amy Snead
Angelo Capozzi*
Ann Kummer*
Anne DeLaney*

Annie Avantario
Barbara Sprunt
Brian Collins*
Brian Dyess*
Brittany Eubanks*
Carrie Heike*
Catherine Crow
Celia and Howard Spitzer
Christian and Leah Noll
Christian Vercler*
Christopher Forrest*
Clare L. Shaffer
Colette Reynolds*
Commercial Van Interiors
Dale Misiek*
Dan Wiley
Darby O'Neill
David Genecov*
David Kuehn*
David Leber*
David Turner
Dawn Spusta
Dennis and Joanne Ryba
Dennis and Patty Cross
Diane Blanchard*
Diane Suddes
Donald Laub*
Donald McPhalen*
Edwin Kluth*
Eileen Castaneda
Elinor and Herman David
Ellen Kretz
Ernesto Ruas*
Gary McKenna*
Gary Smiley*
Georges Herzog*
Glen and Carol Harrah
Jane E Ryan
Janet Chen
Jason Baker
Jason Miller
Jeffrey Marsh*
Jenna Potosky
Jiri Prazma
Joan Barzilai*
Joanne Denison
John Connell
John Lindstrom
John MacDonald
John Richard Alger*
Jon Hufnagle*
Julie Cookingham
Juris Kivuls*
Kalamazoo Oral & Maxillofacial Surgery
Karen Jones
Kathleen Russell*
Kathy Chapman*
Katie Christansen
Kelly Nett Cordero*
Kristina Wilson*
Kristine Miu*
Lawrence Noel Patterson
Lawrence Tom
Leonard Furlow*
Lianne deSerres*
Lillian Amador
Linda Fawx*

Lisa David*
Lisa Gist Walker
Lisa Lakritz
Louis Smolich
Lun-Jou Lo*
M. Lena Omnell*
M. Renee Jespersen*
M.L. Felder
Marie Tolarova*
Marilyn and Frank Sliney
Mark Hatala*
Mark Mooney*
Martin Romero*
Mary Lucas
Michael Jaskolka*
Nadine Block
Nicholas Guyol
Nora Figueroa
Ophir Klein*
Patricia Chibbaro*
Patricia Simon*
Paul Austin*
Pedro Santiago*
Radhika Chigurupati*
Randy and Mary Schmidt
Robert Isaacson*
Roberto Bondoni
Robin Lander
Roger Crockett
Rosalinda Costa
Ruetima and Supakit Titapiwatanakun
Ruth B. Maggio
Ruth Neitzel
Sandra Sulprizio*
Sara Kinter*
Six Flags Over Atlanta
Stephanie Drew*
Steve Smiley*
Stryker Craniomaxillofacial
Susanna Upton*
Takashi Hirakawa*
Teamsters Local Union No. 117
Todd Hughes
William Olin*
William Sharrar*

Contributor (\$50-99)

Aimee Best
Alice Smith*
Ann Blanton*
Arcelia Mateos Manuel
Arthur Burch
Barry Grayson*
Barry Ramsey
Bob Kaspar
Carmen Santa Cruz
Catharine Garland*
Claudia Corega*
Clinton Morrison*
David Becker*
Dennis Ruscello*
Donald Ullman
Donna McGoldrick
Earlene Paynter*
Edward Marshall*
Eileen Chun
Ellen Cohn*
Gordon Rice

Greg Bowden
Heath Stewart*
Jack Paradise*
Jacques Saboye*
Jae Chan Kim*
Janet Brockman*
Jennifer Huth*
Jeremy Mann
John H. and Tamera S. Ohlendorf
Jose Polido*
Joslynn Hupe
Juan Miranda
Judith Hohlfield-Hawkins*
Juliana Millon
Justin Helmkamp
Katherine Vig*
Kenneth Lawrence*
Kenneth Shaheen*
Kimberly Mahood*
Kirt Simmons*
Laura Suddes
Laura Zimmerman Whayne
Linda Stevens
Lionel Bulford*
Louise Caouette-Laberge*
Lynn Marty Grames*
M. Samuel Noordhoff*
Mairaj Ahmed*
Mara Lipshultz
Marsha Judkins
Mary Kay Brekke*
Maureen Smith Andrews*
Meg Maguire*
Michael McLlwain*
Michael Palmisano
Michelle Pegues
Minority Association of Prehealth Students
Mr. and Mrs. Herbert Gorenstein
Nancy Neal*
Norma Service
Pat Walsh
Peoria Boat Club
Rachel Adams
Rebecca Bolon*
Reynaldo Rivera*
Robin Caropreso
Ronald Koole*
Rose and Dan Harms
Sally Yeargin
Sandra Burdi
Scott Dailey*
Sherry Reichow
Stephen Schendel*
Susan Marks*
Tanya Fey
Teri Boyd
Terry Daft
Vanessa Morenzi*

Other Donors

Adebola Olarewaju*
Alma Loya
Amanda Bullard
Amanda Walus
Andrew Andrada
Angela Carter
Anne Litis
Annie O'Connor

Anthony Kling
April Douglass-Bright*
Beryl Beaver
Brandy Nuno
Brook Goin
Bruce Brown
Cathy Madonia
Celia Snow
Charles E. Johnson
Christine Martin
Christopher Coskey
Christopher Descantes
Colette O'Bannion
Cornelia Childers
Dana Collins*
Daniel Bronfin*
Daniel Levy-Bercowski*
Danielle Howard
David F. and Sharon A. Reeves
David Zschau
Deanna Northam
Denise Hanke
Diana Martinson
Dianna Dee Damkoedler
Dorothy Schrum
Duane Kidd
Ed and Dixie Lewis
EM and Ted Glick
Eugene Brandon
Giulia Aubry
Heather Adams
Isabel O'Donnell
Jane Hutchinson-Barefoot
Jeffrey Dobrinsky
Jennifer Bryan
Jennifer Harvey
Jessica Goss*
Jody Peake*
Joseph Carlos
Joseph Carlos Dieguez
Juan Carlos Merlo
Katherine Beckman-Gotrich
Kenneth Harrold
Kira Dailey
Koichi Satoh*
Kristina Aldridge*
Laura Boyer
Lauren Brewer
Lily Ma
Lisa O'Brien
Lori Maroon
Lynda Walters
Margaret M. Johnson
Margaret Sheffield
Maria Angelica Muñoz*
Marilyn Prouty
Mark and Rita Taylor
Mark Denslow
Mark Morlang
Marla G. Summey
Marshall Pesta
Mary Kommers*
Mary Zornes
Megan Cara Fiakovich
Melissa and Anthony Love
Melissa Barnes
Melissa Dersch

Michael Nelson*
Michael Rusak
Michelle Pezzot
Montserrat Munill-Ferrerr*
Muriel Kudera
Olivia East
Oluwaseun Adetayo*
Patricia Bender*
Patricia Brechlin*
Patricia Landis*
Patrick Munson*
Paula Dezell
Paula Virlee
Penny Brown
Ralph Shelton*
Rhona Beth Galera*
Riccardo Francesco Mazzola*
Richard Rusak
Rick and Brenda Benzik
Rita Cabata
Robert and Janet Oberst
Roger and Paula Holsten
Ronald Forger
Roxie Morrison
Ruth Starr
Ryan Willis
Sandi Barry
Sandra Holt
Sandra Lankford
Sarah Belk
Shana Mills
Sheila Folken
Sheldon Bernick
Shelly and Gary Myers
Sheryl Palm*
Simone Fischbach*
Stacey Francis*
Stella Casares
Stephanie Feenstra
Stephanie Martin
Steven Smith
Susan Finnegan
Sylvia Dietsch
Tambi Braun*
Teri Harger
Tshaia L. Johnson
The Integrity Team, Inc.
Theresa Snelling*
Timothy Cox*
Tucson Convention Bureau
Violette Baldessari
Wellington Davis*

In Honor Of

Andrew
Melissa Barnes
Anna Henderson Taylor
Mark and Rita Taylor
Sally Yeargin
Blaze Pesta
Marshall Pesta
Brandon Duce
Glen and Carol Harrah
Brayden Riley Hughes
Todd Hughes
Cassidy Boyd
Teri Boyd

Crosby Allen Adams
Heather Adams
Daniel Lee Parker Hodges
Justin Helmkamp
Derrick Reichow
Sherry Reichow
Diane Suddes
Laura Suddes
Dr. David Cooley and Staff
Kalamazoo Oral & Maxillofacial
Surgery
Dr. Guy Lanzi
Kimberly Welding
Dr. Isaac L. Wornom, III
Catherine Wornom
Dr. Judy Trost-Cardamone
Linda Vallino and Joseph Napoli
Dylan Matthew Morrison
Roxie Morrison
Emma Irene Geise
Beryl Beaver
Ethan Howe and Daniel Kohar
Violette Baldessari
Evangeline Cross
Dennis and Patty Cross
Faculty of the U Penn and CHOP
Divisions of Plastic Surgery
Jesse Taylor
Finn Davidson
Christine Martin
Finnley Blake Wallace
Danielle Howard
Francesca Rui Ying
Giulia Aubry
Garnett
Pat Walsh
Graysen Blakely
Teri Harger
Izaiah
Dawn Spusta
Jaelynn Cookingham
Julie Cookingham
Jake Bunch and his family
Sarah Belk
James Ray
Christopher Coskey
Jameson Scott
Joanne Denison
Jesus Children
Rosalinda Costa
Joe Spoerl
Kalamazoo Oral & Maxillofacial
Surgery
Jonathan and Lori Cilley
and Family & Friends
Marilyn Cohen
Julia Strong and Ramin Katiral
Katherine Beckman-Gotrich
Rachel Adams
Tanya Fey
Lauren A. O'Brien
Lisa O'Brien
Lilly Barefoot
EM and Ted Glick
Jane Hutchinson-Barefoot
Melissa and Anthony Love

— 2016 CPF Donors

Lindsay Dobbs
Duane Kidd
Lindsey Martinson Thompson
Diana Martinson
Liz Diller
Joslynn Hupe
LJ Craig
Melissa Dersch
Luciana Amalia Medina
Penny Brown
Marilyn A. Cohen
Sol and Naomi Berman
Charitable Foundation
Mr. and Mrs. Herbert Gorenstein
Lori Cilley
Sheldon Bernick
Vanessa Morenzi
Mike Nelson
Celia and Howard Spitzer
Morgan Brachman
Daniel J. Brachman
Nancy Smythe
Marilyn Jones
Nephew
Juliana Millon
Noah Suddes
Diane Suddes
Olivia Doodnauth
Andrew Andrada
Robyn Hughes
Norma Service
Ruthie Witten
Stella Casares
Sam Sheffield
Margaret Sheffield

Sawyer Lankford
Sandra Lankford
Shaedyn Channing Locklear
Amanda Bullard
Summer Martin
Stephanie Martin
The children who wish to smile.
Eileen Castaneda
Travis Brendelson
Teamsters Local Union No. 117
Tulpen Harritet
Steven Smith
Walter John Whitford
Annie O'Connor
In Memory Of
Alphonse R. Burdi
Sandra Burdi
David Pfendler
Mark Denslow
David Sageser
Marilyn Cohen
Don LaRossa
Katherine McNabb
Roger Crockett
Ellen Finnegan
Susan Finnegan
Gavin Berger
Clinton Morrison
George Cline
Michelle Pezzot
Harley and Ruth Buchholz
Peggy Buchholz
Herbert Mandell
Rosario Mayro

Hillery Harvey
Robin Caropreso
J. Daniel Subtelny
Cristina Incorvati
Joan Bailey
Deanna Northam
Michael Rusak
Richard Rusak
Kathryn Hufnagle
Anne Boekelheide
Jeffrey Marsh
Jon Hufnagle
Nicholas and Sally Falzone
Ralph Shelton
Lois Good
Rosario Mayro
Ms. Stein
Ronald Forger
Richard W. Zschau
Charles E. Johnson
David F. and Sharon A. Reeves
David Zschau
Dianna Dee Damkoedler
Donald Ullman
Dorothy Schrum
Ed and Dixie Lewis
John H. and Tamera S. Ohlendorf
Linda Stevens
Lynda Walters
Marilyn and Frank Sliney
Paula Virlee
Peoria Boat Club
Randy and Mary Schmidt
Rick and Brenda Benzik

Roger and Paula Holsten
Rose and Dan Harms
Ruth Neitzel
Ruth Starr
Sandra Holt
Sheila Folken
Terry Daft
Rinoa Kahlee-Eileen Schmidt
Lily Ma
Rose Rota
Marilyn Cohen

Exhibitors



3D Systems

5381 South Alkire Circle • Littleton, CO 80127 • www.3dsystems.com • 702-643-1001
3D Systems offers healthcare-centric 3D printing and 3D visualization technology. The Company's surgical tools include accurate 3D printed anatomical models, virtual surgical planning (VSP®) and personalized 3D printed surgical guides.



3dMD

3200 Cobb Galleria Parkway, #203 • Atlanta, GA 30339
www.3dMD.com • 770-612-8002 • info@3dmd.com

3dMD showcases its popular motion-capture 3dMD systems for clinical use. With a progressive sequence of dense-surface 3dMD images, clinicians now measure anatomical shape change in relation to facial function/expression.



Canfield Scientific, Inc.

253 Passaic Ave. • Fairfield, NJ 07004 • www.canfieldsci.com • 973-434-1201

Canfield Scientific Inc. is the worldwide leader in developing and distributing advanced 3D imaging systems for the medical, aesthetic, healthcare, and pharmaceutical industries.



Children's Hospital Colorado
Cleft and Craniofacial Center

Children's Hospital Colorado

13123 E. 16th Ave. • Aurora, CO 80045 • www.childrenscolorado.org

To improve the health of children through the provision of high-quality, coordinated programs of patient care, education, research and advocacy.



Dr. Brown's Medical by Handi-Craft Co.

4433 Fyler Ave. • St. Louis, Mo 63116 • www.drbrownsbaby.com/medical • 314-445-3310

Dr. Brown's® Medical products were created in partnership with medical experts providing a full range of medically significant products including infants with a cleft lip/palate—Dr. Brown's® Specialty Feeding System.



KLS Martin Group

PO Box 16369 • Jacksonville, FL 32245
www.klsmartinnorthamerica.com • 904-641-7746

KLS Martin is a company dedicated to producing innovative medical devices for craniomaxillofacial surgery including surgical instruments, distraction osteogenesis devices, and power systems.



Nationwide Children's Hospital

700 Children's Dr. • Columbus, OH 43205
www.nationwidechildrens.org • 614-355-0884

At Nationwide Children's Hospital we're setting the standard for excellence in craniofacial team care. Stop by our booth.

How common do you think cleft lip and palate are in the United States?

The CDC estimates that about 7,000 babies will be born with a cleft in our country this year.

The Cleft Palate Foundation provides resources, education, and connections to care for children and adults born with facial differences.

Your support is essential for us to continue our 44-year legacy.

Your gift makes a difference.

Cleft Palate FOUNDATION

800-24-CLEFT • www.cleftline.org • info@cleftline.org



Orthomerica Products, Inc.

6333 N. Orange Blossom Trail • Orlando, FL 32810
www.orthomerica.com • 407-290-6592

Design, Manufacturing of custom, semi-custom, and prefabricated pediatric and adult orthotics for 20+ years.



Pentax Medical

3 Paragon Dr. • Montvale, NJ 07645 • www.pentaxmedical.com • 800-431-5880

Pentax Medical provides endoscopic imaging devices and solutions to the healthcare community.



Seattle Children's
HOSPITAL • RESEARCH • FOUNDATION
Craniofacial Center

Seattle Children's Hospital

4800 Sand Point Way NE • Seattle, WA 98105
www.seattlechildrens.org • 206-987-2000

Ranked No. 5 in the country by U.S. News & World Report, Seattle Children's delivers superior patient care while advancing new treatments through pediatric research.



Simulare Medical

375 King St. West, Unit 3302 • Toronto, ON M5V 1K1, Canada
www.simularemedical.com • 416-708-5266

Simulare Medical's high-fidelity, life-like cleft simulator for surgical trainees to practice cleft palate and lip repairs is the most realistic training solution developed to date.



Southmedic, Inc.

50 Alliance Blvd. • Barrie, ON L4M 5K3, Canada
www.dynamictissuesystems.com • 705-720-1902

DynaCleft/NE gently guides bone and soft tissue, supporting nasal alar cartilage; improves nasal symmetry, better positions a cleft lip and palate for optimal surgical results.



Stryker

750 Trade Centre Way, Suite 200 • Portage, MI 49002
www.strykercmf.com • 800-834-2464

Stryker is one of the world's leading medical technology companies and, together, with our customers, we are driven to make healthcare better.

NON-PROFIT



American Cleft Palate-Craniofacial Association

American Cleft Palate-Craniofacial Association

1504 E. Franklin St, Suite 102 • Chapel Hill, NC 27514
www.acpa-cpf.org • 919-933-9044 • info@acpa-cpf.org

ACPA is a non-profit medical association of health care professionals who treat and/or perform research on oral cleft and craniofacial conditions. Join us as we create a world where individuals with oral cleft and craniofacial conditions thrive.



Cleft Palate Foundation

1504 E. Franklin St, Suite 102 • Chapel Hill, NC 27514
www.cleftline.org • 919-933-9044 • support@cleftline.org

CPF has served patients and families affected by cleft and craniofacial conditions since 1973 with connections to treatment teams, education, personal support, and other resources. CPF offers annual research grant funding and college scholarships.



Dash for Smiles

www.dashforsmiles.org • dashforsmiles@gmail.com

Dash for Smiles promotes social awareness about cleft lip and palate in the Denver metro area and provides financial support to two local cleft and craniofacial programs.



Face to Face Colorado

www.facetofacecolorado.org • info@facetofacecolorado.org

Face to Face Colorado's mission is to foster an empowered and connected community of people touched by cleft lip and palate in Colorado.



myFace

333 East 30th St, Lobby Office • New York, NY 10016
www.myface.org • 212-263-6656

With a special focus on children and their families, myFace funds medical, dental, and psychosocial services as well as research and public awareness.



The Cleft Palate-Craniofacial Journal/Allen Press Publishing

810 E. 10th St. • Lawrence, KS 66044 • www.cpcjournal.org • 800-627-0932

The Cleft Palate-Craniofacial Journal is an interdisciplinary international journal dedicated to current research on etiology, prevention, diagnosis, and treatment of craniofacial anomalies.

Sponsors

ACPA would like to extend special appreciation to KLS Martin, Stryker, Children's Hospital Colorado, and Mohammad Mazaheri, MDD, MSc for their support of ACPA's 74th Annual Meeting.

PLATINUM



KLS Martin Group

PO Box 16369 • Jacksonville, FL 32245
www.klsmartinnorthamerica.com 904-641-7746

KLS Martin is a company dedicated to producing innovative medical devices for craniomaxillofacial surgery including surgical instruments, distraction osteogenesis devices, and power systems.

SILVER



Stryker

750 Trade Centre Way, Suite 200 Portage, MI 49002 • www.strykercmf.com 800-834-2464

Stryker is one of the world's leading medical technology companies and, together, with our customers, we are driven to make healthcare better.

BRONZE



Children's Hospital Colorado

13123 E. 16th Ave. • Aurora, CO 80045 www.childrenscolorado.org

To improve the health of children through the provision of high-quality, coordinated programs of patient care, education, research and advocacy.



Dedicated to being your preferred CMF company

Visit us to learn more:

During the ACPA Annual Meeting or online at
www.stryker.com/cmf

CMF-BR-21 Rev. A

CLEFT AND CRANIOFACIAL CENTER

Children's Hospital Colorado

Cleft Lip and Palate Clinic* • Craniofacial Clinic
Complex Craniofacial Clinic • Orthognathic Clinic
Velopharyngeal Insufficiency Clinic

*Anschutz Medical Campus, Aurora (720-777-2574) and
Briargate, Colorado Springs (719-305-9575)

childrenscolorado.org

Children's Hospital Colorado complies with applicable Federal civil rights laws and does not discriminate on the basis of race, color, national origin, age, disability, or sex. | ATENCION: si habla español, tiene a su disposición servicios gratuitos de asistencia lingüística. Llame al 1-720-777-9800. | CHÚ Ý: Nếu bạn nói Tiếng Việt, có các dịch vụ hỗ trợ ngôn ngữ miễn phí dành cho bạn. Gọi số 1-720-777-9800.



SAVE THE DATE

Please plan on joining your ACPA colleagues to Honor the Past, Assess the Present, and Inspire the Future.

ACPA'S 75TH ANNUAL MEETING
—
Westin Convention Center
April 9-14, 2018 | Pittsburgh, PA

*Abstract submissions will open in Summer 2017.
Watch <http://meeting.acpa-cpf.org/> for more information.*

KLS Martin® is a proud sponsor of

ACPA

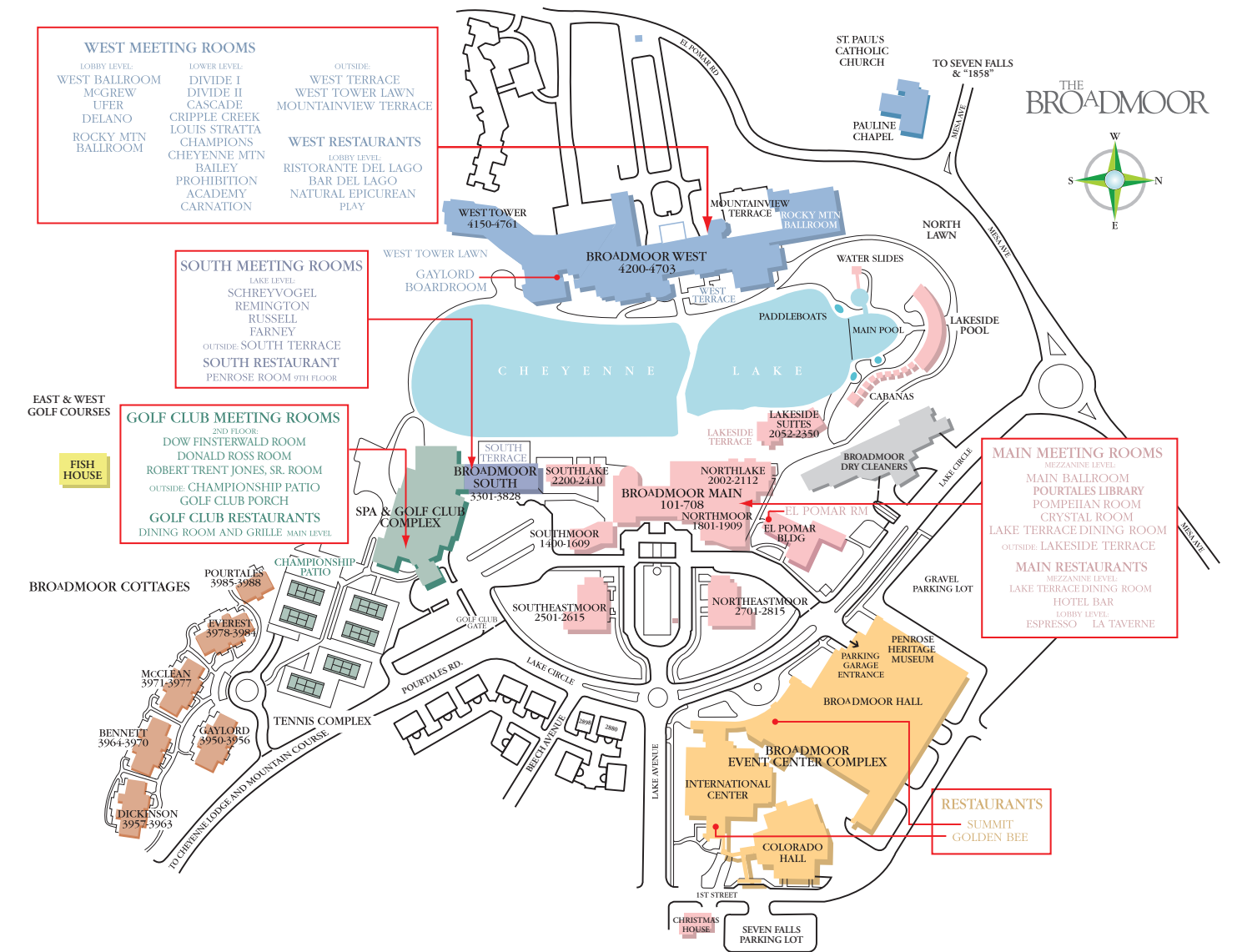


Surgical Innovation is our Passion

KLS martin
GROUP

www.klsmartinnorthamerica.com

Hotel Map



CE Checklist

—

1. Check-in at the Registration Desk when you arrive.
2. Complete the CE form (ASHA Only).
3. Check-out at the Registration Desk when you leave ACPA's Annual Meeting (required for all).
4. Return the CE form to the Registration Desk after your last session (ASHA only).
5. Watch your email for a reminder with instructions 1-2 weeks after the meeting.
6. Complete all required online evaluations by April 10, 2017.

—

CE certificates will be sent out in May 2017.



American Cleft Palate– Craniofacial Association

1504 E. Franklin Street, Suite 102

Chapel Hill, NC 27514 • 919-933-9044

www.acpa-cpf.org • info@acpa-cpf.org